

# RALLYE

# DRESLAU

TO THE MAX

# 2021

## # MEGA EDITION

*The Legend lives on!*

# RALLY GUIDE

# 28.06-02.07.2021

SPONSORS

euro 4x4parts

G-RAID

KONI

Gladiator  
OFFROAD-TECHNIK

PARTNER OF



RESPECTED PARTNERS



## *Table of contents*

---

<b>TABLE OF CONTENTS</b>	<b>2</b>	<b>PHOTO SERVICE AND PHOTO PACKAGES</b>	<b>29</b>
<b>WELCOME TO THE RALLY</b>	<b>3</b>	<b>CAMPS</b>	<b>30</b>
<b>CONTACT DETAILS</b>	<b>5</b>	<b>CAMP FACILITIES</b>	<b>31</b>
<b>OFFICIAL LOGO OF THE EVENT</b>	<b>5</b>	<b>CAMP ACCESS</b>	<b>32</b>
<b>OFFICIAL LANGUAGE OF THE EVENT</b>	<b>5</b>	<b>ELECTRICITY</b>	<b>32</b>
<b>ORGANISING COMMITTEE</b>	<b>6</b>	<b>WARNINGS</b>	<b>33</b>
<b>OFFICIALS OF THE RALLY</b>	<b>6</b>	<b>WILDLIFE ON THE RALLY ROUTE</b>	<b>33</b>
<b>PROGRAM &amp; CRITICAL DEADLINES</b>	<b>7</b>	<b>CATERING</b>	<b>34</b>
<b>COVID-19 RELATED GUIDELINES</b>	<b>8</b>	<b>CAR WASH AND FUEL STATIONS</b>	<b>34</b>
<b>PRELIMINARY ITINERARY</b>	<b>8</b>	<b>WASTE</b>	<b>34</b>
<b>SAFETY INSTRUCTIONS</b>	<b>13</b>	<b>OIL/LIQUIDS</b>	<b>34</b>
<b>RALLY CONTROL CENTRE</b>	<b>14</b>	<b>ENVIRONMENTAL REGULATIONS</b>	<b>35</b>
<b>CATEGORIES AND CLASSES</b>	<b>14</b>	<b>REFUELLING</b>	<b>35</b>
<b>TECHNICAL SCRUTINEERING</b>	<b>15</b>	<b>ADVERTISING AND IDENTIFICATION</b>	<b>36</b>
<b>RALLY SAFETY SYSTEM/COM-BOX</b>	<b>16</b>	<b>IDENTIFICATION</b>	<b>38</b>
<b>RALLY SAFETY SYSTEM INSTALLATION</b>	<b>18</b>	<b>RALLY SIGNS</b>	<b>39</b>
<b>RENTAL OF RALLY SAFETY SYSTEM</b>	<b>18</b>	<b>MANUAL START HANDLING</b>	<b>41</b>
<b>RALLY SAFETY SYSTEM COMPONENTS</b>	<b>18</b>	<b>INSTRUCTIONS FOR SAFETY</b>	<b>42</b>
<b>COORDINATES FORMAT</b>	<b>27</b>	<b>USEFUL INFORMATION</b>	<b>43</b>
<b>ADMINISTRATIVE CHECK - IMPORTANT</b>	<b>27</b>	<b>APPENDIX FOLLOWS:</b>	<b>45</b>

## *Welcome to Rallye Breslau Poland 2021*

---

Dear Participants,

It is our pleasure and honor to welcome you to Rallye Breslau Poland 2021.

We are extremely glad and very proud to share that the oldest off-road rally in Europe is simultaneously the biggest international off-road event this year. With more than 25 years of history Rallye Breslau will accommodate an unprecedented number of competitors.



### Entries:

403 rally teams from 25 nationalities are now on the entry list of Rallye Breslau.

The number of the entrants speaks for itself. At the start line on 28<sup>th</sup> of June we expect:

56 motorbikes, 51 quads, 92 side-by-sides, 91 cross country cars, 33 extreme cars, 32 cross country trucks, 18 extreme trucks and 30 vehicles in the non-racing category.

You can get ready for an amazing one-time competition!

### New bivouac for the mega edition of the Breslau

Following the huge competitor field, we organized a new - much bigger bivouac. There we will feel more comfortable and can accommodate everyone. At the same time, we follow a sanitary protocol and want to ensure that more space will be provided for adequate physical distance. More information in the Camps – section in this rally guide.

The first camp will be open on Friday, 25<sup>th</sup> of June and the Administrative Check this year will start also on Friday. The Administrative Check will start earlier - one more day will be given for this procedure due to the large number of participants. Time slots for the Technical Scrutineering will also be defined. We do our best to manage everything in the cleverest way and facilitate all activities during the rally for this large number of participants.

This year the rally days will be from Monday, 28<sup>th</sup> of June to Friday, 2<sup>nd</sup> of July. Just like in 2020, the different rally classes will start at different places, after which they will rotate. That's the safest way to organize it. Mid-day service breaks will be arranged. The rally itinerary will present a challenging scenario and a lot of rally fun, for sure. A night stage is on the agenda and more challenging sections for the teams in the Extreme category.

Rally director Alexander Kovatchev for the upcoming edition:

„Rallye Breslau has never been bigger than this year and it seems that we are even bigger than the Dakar of 2021. We expect more than 400 competitor teams. This is a huge challenge, but we have a very good concept that we have been continuously improving. In the last ten years, we have changed a lot in terms of organization. We race Monday to Friday, so participants only need five working days. Everyone can go back to work on Monday after the rally. The separation of the cars and motorcycles, the accurate timekeeping and satellite tracking (both developed entirely in-house), the ability to communicate when overtake or in danger, together with the top trained ORGA, make Rallye Breslau a world leader and trend setter in sporting and safety perspectives. Our communication and marketing are well structured, competent and honest, because we “speak the language” of the competitors. We are a multinational family where people respect and care for each other, and where the good old spirit of motorsport has never left. Finally, yet importantly, our entry fees are very favorable. Being regularly asked by other organizers how we could achieve this, I answer that we are the "Lidl" of rallies. There you will find everything you need, of good quality and very affordable.

This situation around the Corona virus differs per country, but it looks good in Poland. We work closely with the government, as we did during the Fenix Rally in Tunisia. The future will tell us, which events will continue to do well and which will not. RBI Sport has also had its difficulties, but we have been growing every year and will be continuing to exist. The pandemic is a worldwide problem and a test for all mankind, being a difficulty to one but a possibility for another.”

We look forward to this one-time incredible edition of Rallye Breslau.

Good luck to all competitors!

Sporting greetings

Alexander Kovatchev | Director RBI Sport

& Team of RBI Sport

*\*This document has no regulatory power. It is for information purposes only.*

## Contact details

---

**PERMANENT SECRETARIAT:**

RBI Sport Ltd.  
75, Sankt Peterburg Blvd.  
4006 Plovdiv  
Bulgaria

Tel.: +359 32 277 993  
Fax: +359 32 277 990  
E-mail: [info@rallye-breslau.com](mailto:info@rallye-breslau.com)  
Website: <https://rallye-breslau.com/>

**RALLY OFFICE:**

It will be placed in the camps and will be clearly marked.  
Opening and closing work hours will be published on the Digital Notice Board.

**OFFICIAL NOTICE BOARD:**

There will be no physical Official Notice Board at the rally to avoid gathering of people at close distance.

**DIGITAL NOTICE BOARD:**

Digital Notice Board will be available online. The exact URL address will be communicated. All results, classifications, communication, bulletins and other important documents will be published there.

**MEDIA CONTACT DETAILS:**

RBI Media Crew: [info@rallye-breslau.com](mailto:info@rallye-breslau.com)

## Official logo of the event

---



## Official language of the event

---

The official language of the event is English

According to the participants' origin we aim to ensure also communication in German, French, Polish, Dutch, and Bulgarian.

## Organising Committee

---

**Chairman:**

Alexander Kovatchev –President of RBI Sport Ltd.

**Members:**

Wojciech Legutko – Secretary General RBI Sport

Vilena Kovatcheva – Marketing manager

Daniela Rousekova – Rally administration manager

Konstantin Panayotov – Route manager

Kamil Jablonski – Rally Control manager

Achim Lust – Safety & Recovery

Zbyszko Gaik – Manager Operation in Poland

Paolo Baraldi, Christomir Hicolov – Media

## Officials of the Rally

---

Clerk of the Course	Alexander Kovatchev
Assistant Clerk of the Course	Wojciech Legutko
Deputy Clerk of the Course	Konstantin Panayotov
Secretary of the Event	Daniela Rousekova
Chief Scrutineer	Jürgen Teichert
Competitor Relations Officer	TBA
Chief Safety Officer	TBA
Chief Timekeeper	TBA
Chief Medical Officer	TBA
Press Officer	Paolo Baraldi
Environmental Officer	Zbyszko Gaik

## Program & Critical Deadlines

Opening date for entries: 19.12.2020

Closing date for online entries: 31.05.2021

Opening Camp 1: 25.06.2021

Start of the Administrative Check: 25.06.2021 from 15:00 hrs.

Start of the Technical Scrutineering: 26.06.2021 from 09:00 hrs.

<b>19.12.2020   Saturday</b>		
00:00	Start of Online Entries	Official website
<b>31.05.2021   Monday</b>		
23:59	Closing date for online entries	Official website
<b>25.06.2021   Friday</b>		
15:00 - 20:00	- Collection of material and documents	Camp 1
	- Administrative check	
15:00 - 20:00	- Collection of rally safety tracking systems	
<b>26.06.2021   Saturday</b>		
09:00 - 20:00	- Collection of material and documents	Camp 1
<i>Lunch Break</i> 12:00 - 13:00	- Administrative check	
	- Collection of rally safety tracking systems	
	- Scrutineering and Road book for Leg 1	
<b>27.06.2021   Sunday</b>		
09:00 - 19:00	- Collection of material and documents	Camp 1
<i>Lunch Break</i> 12:00 - 13:00	- Administrative check	
	- Collection of rally safety tracking systems	
08:00 - 19:00	- Scrutineering and Road book for Leg 1	
	- Opening of media center	
20:00	Driver's briefing <b>[MANDATORY]</b>	Camp 1
22:00	Publication of Start list for Leg 1	Digital Notice Board
<b>28.06.2021 - 02.07.2021</b>		
<b>Monday to Friday</b>		
	- 5 legs	
28.06.2021	- Publication of provisional classifications	
to	- Publication of start lists for subsequent legs	
02.07.2021	- Drivers Briefings Time TBA	

## 02.07.2021 | Friday

18:30	Publication of Provisional Classification
-	Publication of Final Classification (After the Stewards have declared the Classification final)
19:00	Prize-giving ceremony

## 03.07.2021 | Saturday

12:00	Closing Camp 2
-------	----------------

\* All information can be changed without notice. For information purpose only!

## COVID-19 Related guidelines and additional measures

You can find the COVID-19 Related guidelines and additional measures on the following link:

Click here>>> [https://www.rallye-international.com/Documents/Regulations\\_2021/Sanitary\\_Protocol\\_Rallye\\_Breslau-2021.pdf](https://www.rallye-international.com/Documents/Regulations_2021/Sanitary_Protocol_Rallye_Breslau-2021.pdf)

Please read and prepare for specific Covid-19 related guidelines and additional measures.

## Preliminary Itinerary

### 5-DAY RALLY PROGRAM

**1** DRAWSKO POMORSKIE

**2** GWDA WIELKA

### BRESLAU POLAND RALLYE

28.06-02.07 2021

<b>1</b>	Camp 1 Opening	25 June
	Administrative check	25-27 June
	Scrutineering	26-27 June
	Drivers Briefing	27 June
	Leg 1	28 June
	Leg 2 + night stage	29 June
	Leg 3	30 June
	SWITCH OF CAMPS	
	Leg 4	1 July
	Leg 5	2 July
	Award ceremony	2 July
	Camp 2 Closing	3 July

Itinerary



## ITINERARY - CROSS COUNTRY ENDURO / ATV

▲ - CAMP
📍 - START SS
🏠 - FINISH SS
🛠️ - SERVICE (self refueling)
⛽ - FUEL STATION
🚰 - REMOTE REFUELING ZONE

### LEG 1 28.06.2021



### LEG 2 29.06.2021



### LEG 3 30.06.2021



### LEG 4 01.07.2021



### LEG 5 02.07.2021



## ITINERARY - CROSS COUNTRY SSV / CARS / TRUCKS

▲ - CAMP
📍 - START SS
📍 - FINISH SS
🛢️ - SERVICE (self refueling)
🛢️ - FUEL STATION
📍 - REMOTE REFUELING ZONE

### LEG 1 28.06.2021



### LEG 2 29.06.2021



### LEG 3 30.06.2021



### LEG 4 01.07.2021



### LEG 5 02.07.2021



## ITINERARY - EXTREME CARS / TRUCKS

▲ - CAMP
📍 - START SS
🏁 - FINISH SS
🛠️ - SERVICE (self refueling)
⛽ - FUEL STATION
📍 - REMOTE REFUELING ZONE

**LEG 1**  
28.06.2021



**LEG 2**  
29.06.2021



**LEG 3**  
30.06.2021



**LEG 4**  
01.07.2021



**LEG 5**  
02.07.2021



## Safety Instructions

### HIGHLY IMPORTANT:

Offroad rallies in Poland are generally taking place on military polygons. These are strictly controlled military zones with special rules for usage and behaviour.



The military polygons CSWL Drawsko Pomorskie and Biedrusko are hospitable and highly respected partners with relations to Rallye Breslau lasting since more than 20 years. Rallye Breslau fully complies with the house order and the requirements of the military polygon and will **NOT tolerate** any infringement against the established rules.

### **WARNING:**

1. Racing vehicles are NOT allowed to drive on the polygon except during the rally legs.
2. Press vehicles are NOT allowed to drive on the polygon except being a part of the official press convoy of the rally.
3. Service vehicles are NOT allowed to drive on the polygon except using the assigned routes to the spectators' points given by the Organiser and ONLY till the Special Stage is still open.
4. Fans and other members of the racing teams are fully obliged to follow the orders of the Organiser.

**ANY INFRINGEMENT WILL BE PURSUED AND PENALISED!**

**Each person entering the polygon must have an identity document.**

For safety reasons it is forbidden to move away from the designated spectators' points. For safety reasons it is forbidden to collect and lift objects that are on the ground.

While at spectators' points fans must pay special attention to any objects on the ground, as they may pose a danger.

**FOLLOW THE INSTRUCTIONS IN THE MILITARY POLYGON!**

## Rally Control Centre

Every team will receive stickers with the phones of Rally Control Centre. Please put the sticker on a place where you can always view the numbers in emergency situations during the rally.

**RALLY CONTROL**

**+359 879 400 911**

**+359 879 800 911**

## Categories and classes



CROSS COUNTRY	EXTREME	DISCOVERY
ENDURO	CAR	ATV
ATV	Limited	SSV
SSV	Open	CAR
CAR	TRUCKS <7.5t	
Limited	TRUCKS >7.5t	
Open		
TRUCKS <7.5t		
TRUCKS >7.5t		

**There is no ranking for category Discovery**

For Cross Country and Extreme - Minimum 7 vehicles should be registered in one class in order to make a separate ranking.

## Technical scrutineering

---

The fact to present a vehicle at the technical check is considered as an implicit declaration of conformity.

At the scrutineering will be controlled the obligatory technical condition and the mandatory equipment.

The vehicle must be presented at the scrutineering in the same way as it would go to the prestart. Read below for more details.

The vehicle must be comply with the technical requirements in the Regulations at all times.

The participant receives the start permission after successfully passing administrative check and technical scrutineering and administrative check.

- **Scrutineering starts on Saturday, 26<sup>th</sup> of June and ends on Sunday, 27<sup>th</sup> of June. If you passed the Administrative Check on Friday, 25<sup>th</sup> of June, you can go for the Technical Scrutineering on the next day, Saturday.**
- **At the Administrative Check will be given TIME SLOTS for the Technical Scrutineering.** They will be given on the “first comes, first served” principle at the Administrative Check.
- 4 separate lines will be arranged at the Technical Scrutineering: Enduro, ATV/QUAD; Side-by-Side/SSV; CAR and TRUCK.
- **Make sure to come on time for your slot.**
- **All the required equipment as per the technical regulations** (for example: helmets, fire extinguishers, seat belt cutters, gloves, tow straps, etc.) **have to be prepared in advance before entering the Scrutineering zone – on the co-driver’s seat when applicable.**
- In order to follow the COVID PROTOCOL and large groups of people to be avoided at the Scrutineering –only 1 person shall come with the vehicle.
- **Please note the rally vehicle has to be compliant with the requirements in the Technical Regulations during the whole rally. Regular checks during the rally can be done at any time.**
- **Vehicles from the Discovery category shall not come to the Technical Scrutineering.** They need to do self-check according the checklist. Equipment and GPS tracker will be checked at the first start.
- **For better preparation and to save time during the Scrutineering read/download the Scrutineering check list for your racing class, prepare the mandatory equipment and the vehicle:**

- Enduro/ATV: [LINK TO SCRUTINEERING FORM - ENDURO & ATV](#)
- SSV: [LINK TO SCRUTINEERING FORM - SSV](#)
- CAR OPEN (Cross Country & Extreme): [LINK TO SCRUTINEERING FORM - CARS](#)
- CAR LIMITED (Cross Country): [LINK TO SCRUTINEERING FORM - CARS Cross Country LIMITED](#)
- CAR LIMITED (Extreme): [LINK TO SCRUTINEERING FORM - CARS Extreme LIMITED](#)
- TRUCKS (Cross Country & Extreme): [LINK TO SCRUTINEERING FORM - TRUCKS](#)
- DISCOVERY all classes: [LINK TO SCRUTINEERING FORM - DISCOVERY](#)

## Rally Safety System/Com-Box

---



Each rally vehicle will be fitted with a tracking device: “Rally Safety System”.

By means of sensors the device communicates with satellites, locates the vehicle and makes each second a record of the exact position, the time, the speed and the driving direction plus many other parameters.

Everybody who has access to internet – no matter through PC, tablet or cell phone can follow the rally LIVE. An extra button will appear on the website [www.rallye-breslau.com](http://www.rallye-breslau.com) before the rally starts.

Through our unique feature called Rally Replay the event can be reviewed from many perspectives by competitors, fans, sponsors, authorities. Direct comparison between drivers can be done by just a mouse click. The entertainment and analysis last much longer.

**IMPORTANT:** Geotraq Rally Safety System has been upgraded in 2020. The participants will drive with the latest feature – the Com-Box, allowing vehicle-to-vehicle communication. Modern technology enables the participants to request overtaking with a single push of a button. The subject of safety plays a key role and we are doing our best to incorporate meaningful improvements in the safety system.

#### Com-Box - HOW IT WORKS:

Click here to watch the video>>> [Com-Box How It Works](#)



Geotraq Com Box How it works

**FOR OPERATION MANUAL FOR COM-BOX: READ IN THE APPENDIX**



## Rally Safety System – requirements and mounting

It is the responsibility of the competitors alone to provide enough space for the Com-Box.

It is mandatory that each rally vehicle has properly installed and working “RALLY SAFETY SYSTEM” on board.

## Rental of Rally Safety System

Rental fees for the Safety Tracking System (incl. vehicle-to-vehicle communication) are included in the entry fees.

**Deposit for safety tracking systems – 300 €** - Deposits are refunded when the equipment is brought back in working condition at the end of the rally. Any damage to the equipment must be paid according to the supplier’s part list.

## Rally Safety System components

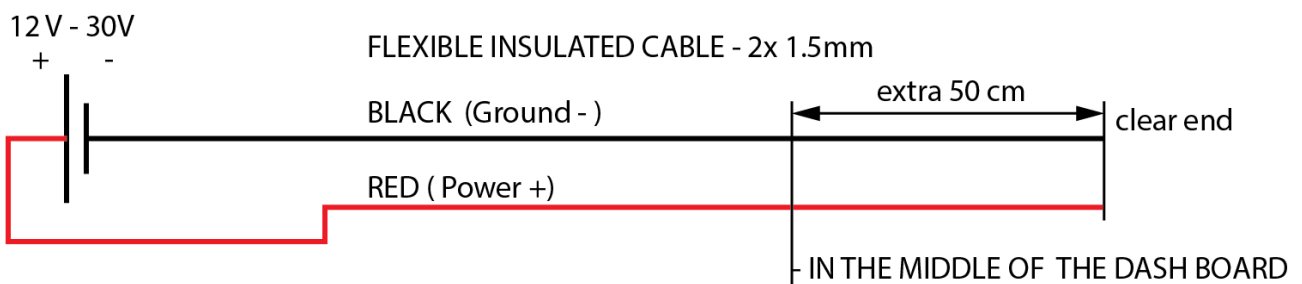
- 1.1. GPS Tracker – 75 x 75 x 30 mm. The device is IP 67 protected and have built in battery providing back up power if the external power is lost. See bellow possible installation locations and positions
- 1.2. Com-Box – 75 x 75 x 30 mm. The device is IP 67 protected and have built in battery providing back up power if the external power is lost. See bellow possible installation locations and positions.
- 1.3. Buzzer/Alarm – 55 x 55 x 70 mm
- 1.4. Base/Mount bracket for Com-box – 75 x 75 x 25 mm. See bellow possible installation locations and positions.
- 1.5. RF extension and antenna installed on the buzzer/alarm or Com-box



## Power supply

- 1.6. **IMPORTANT!!!** The battery master cut-off (kill) switch **MUST NOT DISCONNECT** the power supply for the Rally Safety System.
- 1.7. It is the responsibility of the competitors alone to provide, **DIRECT POWER SUPPLY** from the vehicle's battery according to the drawings provided.
- 1.8. The power cables must be "flexible" (multi wire ), insulated cables – 2 x min 0.5 to 1.25 mm<sup>2</sup> (preferably with RED and BLACK insulation color).
- 1.9. The connection may have an **IN-LINE FUSE** - "BLADE TYPE" of 5A.

VEHICLE'S BATTERY



- 1.10. The wires must be prepared in advance and connected to the vehicle's battery when the vehicle is presented for scrutineering.
- 1.11. The cable must have minimum 50cm extra usable length from the middle of the dash board (See installation position).
- 1.12. The connection to the Rally Safety System will be done with a simple connector terminals supplied by the organizer.

## Connectors

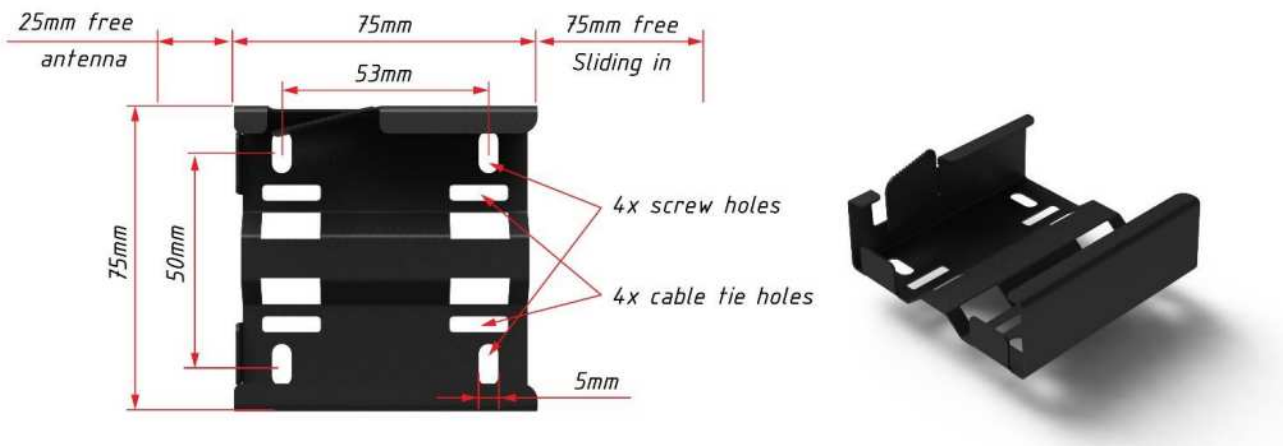
- 1.13. The power supply cables (Power+ and Ground-) must be equipped with **FULLY INSULATED FEMALE Crimp Spade Terminal Connector** - 6.3 x 0.8mm.

- 1.14. See the graphic bellow for example:


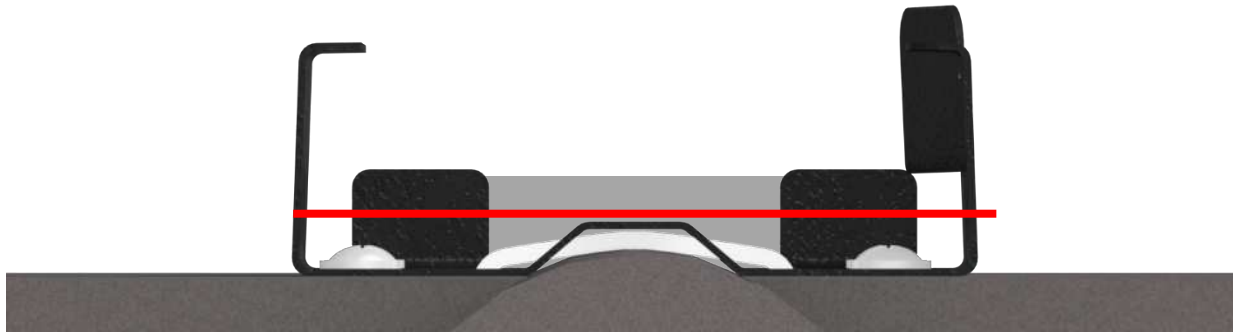


## Com-Box Installation


- 1.15. Base/Mount bracket will be distributed at the administrative check to each crew and must be installed on the rally vehicle before scrutineering.
- 1.16. Base/Mount bracket can be directly bolted or zip-tied or stuck to the rally vehicle at the designated location by the crew. It is the responsibility of the crew alone to install the bracket before scrutineering.
- 1.17. A minimum of 75mm on the sliding side of the bracket and 25mm on the antenna side must be free for the Com-Box unit.
- 1.18. The installation location must be in reach of the Rider or Co-driver for operation in the rally.



**1.19. No bolt/screw heads or cable/zip ties can protrude over the red line as marked below.**



Cable / zip tie fixture




Screw / bolt fixture



Com-Box unit installed in bracket

## INSTALLATION POSITION: ENDURO



#	Location	Fixing
1 – Power supply cable end	Close to the top fork mount or navigation tower	Zip ties
2 – GPS Tracker	Close to the top fork mount or navigation tower	Zip ties
3 – Com Box	Handle bar or navigation tower	Base/mount bracket
4 – Buzzer / Alarm	Handle bar or navigation tower	Zip ties

## INSTALLATION POSITION: ATV




#	Location	Fixing
1 – Power supply cable end	Navigator tower or top of fuel tank protectors	Zip ties
2 – GPS Tracker	Navigation tower or fenders	Zip ties
3 – Com Box	Handle bar or navigation tower or top of fuel tank	Base/mount bracket
4 – Buzzer / Alarm	Handle bar or navigation tower	Zip ties

## INSTALLATION POSITION: SSV



#	Location	Fixing
1 – Power supply cable end	Middle of the cockpit or co-driver „A-pillar“	Zip ties
2 – GPS Tracker	„A-pillar“ or dashboard or horizontal roll-bar tube	Zip ties or velcro tape
3 – Com Box	dashboard	Base/mount bracket
4 – Buzzer / Alarm	„A-pillar“ or dashboard or horizontal roll-bar tube	Zip ties

## INSTALLATION POSITION: CARS



#	Location	Fixing
1 – Power supply cable end	Middle of the cockpit or co-driver „A-pillar“	Zip ties
2 – GPS Tracker	„A-pillar“ or dashboard or horizontal roll-bar tube	Zip ties or velcro tape
3 – Com Box	Dashboard	Base/mount bracket
4 – Buzzer / Alarm	„A-pillar“ or dashboard or horizontal roll-bar tube	Zip ties

## INSTALLATION POSITION: TRUCKS



#	Location	Fixing
1 – Power supply cable end	Middle of the cockpit or co-driver „A-pillar“	Zip ties
2 – GPS Tracker	„A-pillar“ or dashboard or horizontal roll-bar tube	Zip ties or velcro tape
3 – Com Box	dashboard	Base/mount bracket
4 – Buzzer / Alarm	„A-pillar“ or dashboard or horizontal roll-bar tube	Zip ties



## EXAMPLES OF INSTALLED COM-BOX

### 1. Enduro/ATV:



### 2. SSV/CAR/TRUCK:



## Coordinates format

---

World Geodetic System: WGS84  
Coordinates format: hddd.ddddd  
North: True North

## Administrative check - IMPORTANT

---

Every single person in the Camp (driver, co-driver, mechanic or assistance person, guest, press, ORGA member etc.) will have to come to the Administrative Check and sign the documents personally.

With the unprecedented high number of competitors, this year the organization will issue queue time slots for both Administrative Check and Technical Scrutineering. The RBI Sport team is working to optimize the process and the waiting times. Prepare copies of the required documents for the Administrative Check and the required equipment for the Technical Scrutineering. These new time slots are to organize the waiting at the queue. Please be patient and cooperative.

### 1. Registration Desk /Reception

- **As soon as your team arrived in the camp and is ready for the document check, you can proceed towards the Registration Desk, where your team will be given the first empty queue number / free slot. The numbers are based on “first comes, first served principle”.**
- **The Administrative check will be done according to these numbers.** Before entering the Administrative check queue, there will be control that will only allow in the teams with the active slots.
- Person in charge will regularly deliver information in the WhatsApp groups about the proceeding of the queue and which slot is currently active.
- **If you received a higher number /slot, you do not need to wait at the queue.** Arrange something else, have a chat or take photos and after a while, you can get back to the queue. RBI Sport team aims to organize the process also as pleasant as possible.
- **It's recommended to come together as a team. This will facilitate the process, because each person from the team has to sign documents and will receive identification.**
- If you miss your slot, or you have a late coming team member, you/the team member will need to get back in line and get another slot.

## 2. Administrative Check

- It will start on Friday, 25<sup>th</sup> of June at 15:00 CET in Camp 1. If possible, come on Friday as you will pass then earlier through all necessary the procedures.
- **Reminder: there is Camp control and everyone who is not registered in the database will have to pay 300 euro per person deposit in cash**, which will be credit after passing the full registration process at the Administrative Check.
- You already received the dossiers sent per e-mail. All documents marked as missing/not valid need to be presented at the Administrative Check. Please bring copies of the valid and correct documents and be ready to present the originals. **IMPORTANT: especially for the RALLY VEHICLES you have to bring copies of the GREEN INSURANCE CARD, not the local insurance.**
- The last day for Administrative Check is Sunday, 27<sup>th</sup> of June.

### **YOU HAVE TO PRESENT THESE DOCUMENTS IN ORIGINAL:**

#### **FOR RALLY TEAMS:**

##### **DRIVER, CO-DRIVER(s), RALLY VEHICLE**

1. Passport or identity card (original)
2. Driving license (original)
3. Vehicle registration (original)
4. GREEN CARD in original

##### **SERVICE PERSONS AND VEHICLES**

1. Passport or identity card (original)
2. Vehicle registration (original)

**IF YOU DIDN'T UPLOAD THE DOCUMENTS INTO THE ONLINE DATABASE OR IF THEY WERE NOT VALIDATED (NOT VALID, NOT THE PROPER DOCUMENT UPLOADED) YOU HAVE TO BRING COPIES OF ALL OF THEM.**

*Documents and personal data are treated by RBI Sport Ltd. strictly confidential.*

#### **WHO IS CONSIDERED AS AN "ASSISTANCE PERSON OR A SERVICE PERSON"?**

The assistance/service person at Rallye Breslau is every person, which accompanies the rally team - mechanic, wife, husband, friend, fan of the racing team etc. These persons receive the full package of services at the rally and access to all rally facilities.

**IMPORTANT:** Rest payments of the fees can be done at the Administrative Check only in cash.

## Photo service and photo packages

---

RBI Media Crew is a cooperation of the best off-road photographers, journalist and video makers - carefully selected and ready to face the action. You as a rally-participant, your team and your sponsors will profit with getting the best images, video feeds and stories for you and your followers. You race - the RBI Media Crew will cover you.

The limited offer for reduced prices of the photo packages ended. Until 20.06 of June you can order your photo package during at the standard prices. Payment in cash CAN BE done on the Administrative Check.

**IMPORTANT:** At the Administrative Check will be NO or very limited possibility for last minute orders. It will be decided upon free capacities on site or special time slots will be communicated for last minute orders of photo packages after the Administrative Check.



**€ 240**

### PHOTO PACKAGE

**Up to 80 photos** overall

**High resolution**, best selection

**One special artwork** production (on request)

**Personal use** license



**€ 290**

### PHOTO PACKAGE + ONE PIC DAILY SERVICE

**Up to 80 photos** overall

**One photo per race-day**, sent via email

**High resolution**, best selection

**One special artwork** production (on request)

**Personal use** license

---

All photos (full packages) will be delivered via online-transfer (max. 35 working days after the event), daily services every day via email.

## Camps

---

**IMPORTANT:** Camp 1 is located on the South side of Drawsko Polygon, between the city of Recz and Kalisz Pomorski. Due to the fact that the camp is placed on an active military ground, the entry and exit has been clearly negotiated with the authorities and will be from the main road No10. The Entry to the camp will be clearly marked with signs and arrows in order to navigate you to the center if it.

The route is mostly paved with some parts gravel/dirt road.

### CAMP 1

*In the south side of the military  
Polygon Drawsko Pomorskie  
between Recz and Kalisz Pomorski*

Camp entry coordinates (at road No10):

GPS Coordinates in format:  
hddd.ddddd  
N53.28339 E15.63013

GPS Coordinates in format:  
hdddo mm.mmm'  
N53 17.003 E15 37.808

*Camp 1 – Opening  
25.06.2021 at 14:00 hrs*

*Move from Camp 1 to Camp 2:  
Wednesday, 30.06.2021*

### CAMP 2

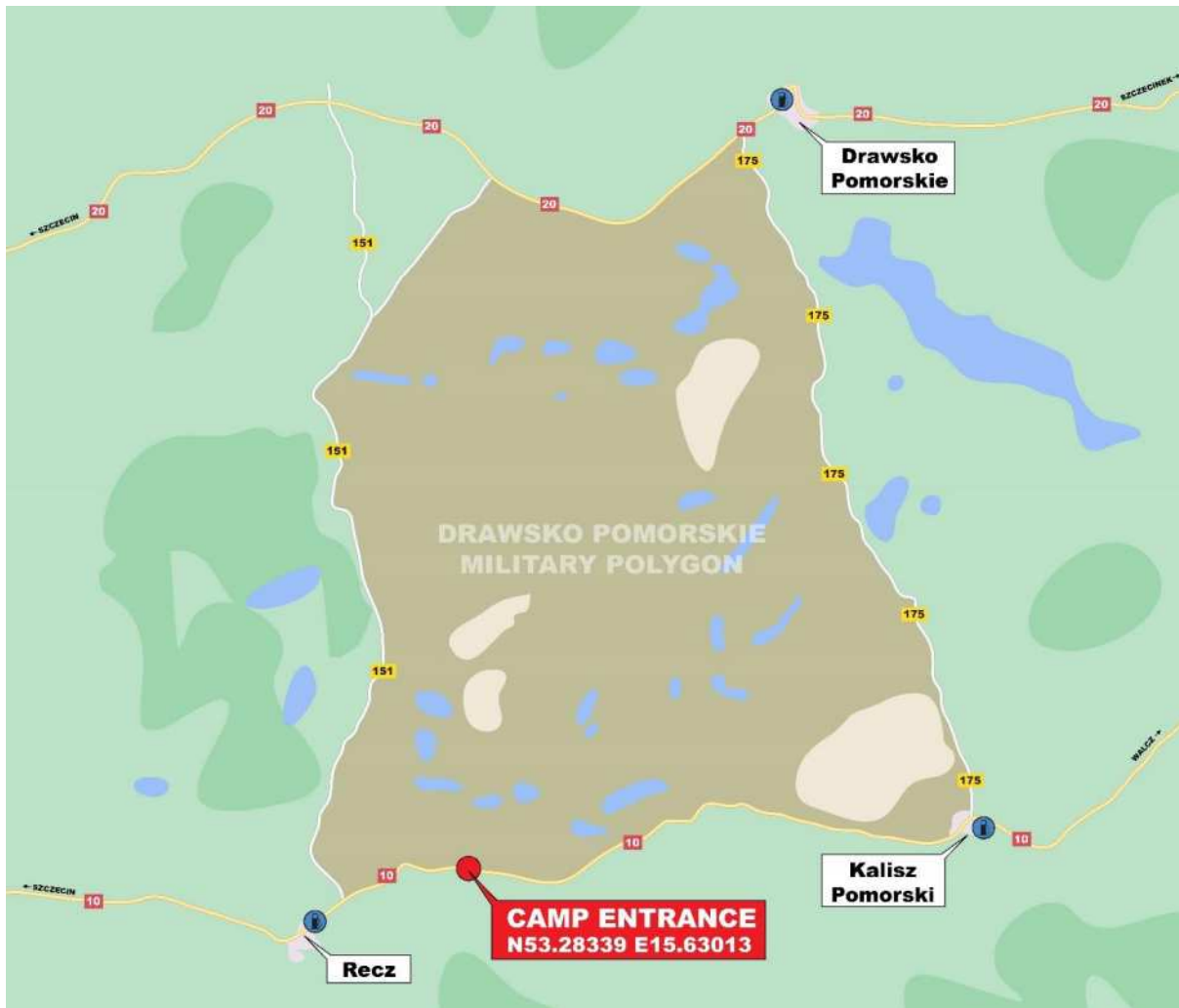
**GWDA WIELKA**

GPS Coordinates in format:  
hddd.ddddd  
N53.75032 E16.79034

GPS Coordinates in format:  
hdddo mm.mmm'  
N53 45.019 E16 47.421

*Camp 2 – Opening  
Wednesday, 30.06.2021*

*Camp 2 – Closing  
03.07.2021*



## Camp Facilities

The Organiser will provide the following services and **facilities** in the camps:

- Toilets
- Showers
- Waste removal
- Catering

In each camp there will be the following **zones**:

- Area for rally teams and service
- Area for the ORGA
- Rally HQ
- Official Notice Board/Digital Notice Board
- Medical zone
- Rally Control Centre
- Check out and GPS control
- FAN Shop
- Catering zone
- Media area

## Camp access

---

The access into the camp is with: **COMPETITION CARD**

It was sent out via e-mail to all registered participants.

Persons who don't have an entry number will have to pay a 300 € p. person deposit which will be credited in full on the registration at the Administrative Check.

Each car will receive a sticker after passing the entry check/camp control. Similar to sticker allows access to the first camp.

Example for illustrative purposes only ->



After the Administrative Check each team will receive a set of stickers for the vehicles, which must be placed according to the sticker plan.

The access into the next camps is with ID card for the participants and start numbers for the vehicles.

**ALL PARTICIPANTS ARE OBLIGATED TO FOLLOW THE RULES IN THE CAMPS.**

## Electricity

---

At the camps no electricity is available – self-sufficiency is required.

## Warnings

---



Beware of ticks, mosquitoes and snakes!  
Bring and use proper repellents during the rally.  
Inspect yourself and your clothes closely for ticks.

## Wildlife on the rally route

---



### What should drivers do if they encounter wildlife on the road?

Slow down - collision avoidance and driver response time are improved at slower speeds. Anticipate unpredictable behaviour from all wildlife. Some animals travel together so where there is one animal, there may be more. Watch for mother/offspring pairs.

### What should drivers do if a crash is inevitable?

Sometimes, there is no real choice except to strike the animal. If this is the case, look where you want to go, not at the animal. The vehicle tends to go where you look. Brake firmly and quickly, then look, and steer your vehicle to strike the animal at an angle. Let up on the brake just before you hit the animal. This causes the front end of your vehicle to rise and reduces the chances of the animal coming through your windshield.

### What should drivers do if an animal is hit, or if there is a dead animal beside the road?

This depends on road and traffic conditions, and the condition of the driver. Pull off the road. Turn on hazard lights. Stay away from wounded animals, as they can be very dangerous. You are not required to put an injured animal out of its misery or move a dead animal. Inspect your vehicle to see if it safe to continue driving. Call the Rally control immediately and follow their instructions. Reporting the exact location of collisions helps wardens monitor injured animals and recover dead ones. Quick removal prevents other animals from being attracted to the highway.

### What do drivers need to know about wildlife behaviour in order to anticipate hazards?



Animal behaviour is related to the "fight-or-flight response". There is a certain amount of space in which an animal feels safe; but once that boundary is violated, the animal's reaction is unpredictable. Even if an animal sees you, it may still jump in front of your vehicle. Some animals travel together, for example deer, bighorn sheep, and mother/offspring pairs. If one animal crosses the road, others may follow. If an animal has crossed the road, it may turn and cross again. Animals standing calmly at the side of the road may bolt unexpectedly.

## *Catering*

---

**The Entry includes catering services: Catering starts with a breakfast on Monday morning 28.06.2021 and ends with dinner on Saturday evening 02.07.2021 in the Camp.**

The daily menu consists of a breakfast, take away lunch package (given at breakfast) and dinner.

The catering doesn't include drinks, except coffee and tea at breakfast.

**IMPORTANT:** This year due to the additional hygienic measures the food will be packaged and served in take-away boxes. Please follow the Sanitary protocol.

Wear face mask, keep distance, wash and disinfect your hands more often.

## *Car wash and fuel stations*

---

Washing cars in the Camps is prohibited. Local car wash is available near Camps. Local fuel stations are available near the Camps.

## *Waste*

---

In the central areas of the Camps there are garbage containers. Please leave the places clean!

All waste materials, packaging materials, exchanged vehicle parts; old tires, empty paint cans and oil, batteries, etc. must be taken and disposed by the participants themselves.

## *Oil/Liquids*

---

At any time of the rally the service teams are responsible to have oil binders and containers for disposal of oil/brake fluid, etc. Used oil must be collected.

## General environmental regulations

---

The Organiser has been committed by the site owner to make every effort to protect the environment perfectly. The teams are asked to place a large plastic trap underneath their rally vehicle for the duration of the service work. The plans must be sufficiently thick, it may not be damaged and it needs to be media-resistant, i.e. resistant to oil, fuel, coolant and brake fluid, and battery acid.

Also, wild animals are living in the Polish forests. Be careful and protect them.

## Refuelling

---

Refuelling is authorized at fuel commercial stations servicing the towns crossed by the rally route or along the national route and it must be paid in euro or local currency.

The petrol stations where competitors may refuel are indicated in the road book.

**Carrying fuel in the rally vehicle is strictly forbidden.**

## IMPORTANT TO READ REGARDING FUEL AND REFUELLING:

### Bulletin 1, 2021

<https://rallye-breslau.com/wp-content/uploads/2021/05/Bulletin1-Autonomy-Refuel-GPSscreen.pdf>

### Article 52, Fuel and Refuelling, from the RBI Sport – Sporting Regulations:

<https://rallye-breslau.com/wp-content/uploads/2021/05/Bulletin1-Autonomy-Refuel-GPSscreen.pdf>

#### FUEL AUTONOMY:

- Enduro – 130 km
- ATV - 90 km.
- SSV, Cars & Trucks around 180 km

Each competitor is responsible of the calculation of his autonomy. He cannot in any case make up against the Organization if his vehicle doesn't reach the coverage of the minimum distance **130km (Enduro), 90km (ATV), 180km (SSV, Cars & Trucks)**, whichever is the nature of the terrain. For safety reasons, **an additional autonomy of 10% is recommended.**

**IMPORTANT:** The ENDURO and ATV riders must bring jerry cans, which will be transported by the organization to the remote refuelling zones.

**WARNING:** ONLY standard METAL JERRYCANS (known as military jerry cans) will be accepted for transportation to the remote refuel zones. All other containers will be left. Same means for parts, tools, etc. Competitors cannot make any protest against the Organization in this case.



**IMPORTANT:** Following the latest itinerary:

- ENDURO riders must have ready 1 metal jerry can (1 remote refuelling zone in a Leg)
- ATV riders must have ready 2 metal jerry cans (2 separate remote refuelling zones in a Leg)

Detailed information regarding the locations of the remote refuelling zones for ENDURO and ATV will be provided at the Driver's briefing, the road book and Communications on the Digital Notice Board.

**IMPORTANT:** The organization will provide numbered stickers/labels that must be placed on both narrow sides of the metal jerry cans for identification according to the graphic.



For safety reasons, when refuelling at camps, crews must ensure to be placed far from inflammable material such as dry grass or dry tree branches, and to be at safety distance from other vehicles. The refuelling responsibility concerns also the crew, engines must be off and the people must remain outside the vehicle during refuelling.

## ***Advertising and identification. Sticker plan.***

Access to the rally (start and finish of the Legs, service points, camps, etc.) is exclusively reserved to all those wearing the identifying card of RBI Sport (competitors, service, organisation members, media and to all vehicles officially registered (competitors, service, press, ORGA) supplied with the official stickers of the event.

## ADVERTISING AND STICKER PLAN

The stickers' space reserved for the Organisers official advertising and start numbers are described in the official Sticker Plan that is under no exception mandatory for all the participants in the rally (crews, service and press):

### OFFICIAL STICKER PLAN:

[https://www.rallye-international.com/Documents/Regulations\\_2021/2021-Rallye\\_Breslau-Sticker\\_plan.pdf](https://www.rallye-international.com/Documents/Regulations_2021/2021-Rallye_Breslau-Sticker_plan.pdf)

The stickers will be distributed to competitors at the dedicated place and shall be affixed according to the defined in the sticker plan layout by the participants.

Participants are obliged to attach the start numbers and the stickers with the advertisements of the rally sponsors on their vehicles according to the given plan. The stickers must be visible for the duration of the rally.

This means that at least the areas of the vehicles with the official event stickers have to be cleaned every day, so that the stickers remain visible.

**Noncompliance to the sticker plan will result in a scrutineering refusal.** Any deliberate removal of the organisers/sponsors sticker will result in a possible disqualification or/and cash penalty equivalent to 20% of the entry fee (per person). The scrutineer or any rally official present has the final word in this matter.

At any time during the rally, the absence or faulty positioning of the stickers may incur, on certification, a cash penalty equivalent to 10% of the entry fees (per person). The absence or faulty positioning of the stickers same time may result in a cash penalty equivalent to 20% of the entry fee (per person).

Competitors are allowed to affix any kind of advertising to their vehicles, provided that:

- it is not likely to give offense;
- it does not encroach upon the spaces defined in the sticker plan;
- it does not interfere with the crew's vision through the windows;
- it does not express either a religious and/or political opinion.

No political, religious or abusive advertising is permitted. The advertising of tobacco (or related products), alcohol and/or pornography is forbidden on cars, competition/service equipment and on the team members' outfits.

## *Identification*

---

Each participant at the events of RBI Sport (competitors, service, organisation members, media) will get an identifying card (ID card), included in the entry fee.

The ID card worn around the neck, mechanics and assistance personnel, are considered the only authorization to access the rally official location, service areas, press points and the camps.

**The ID card will be systematically checked by the Organisation at meals, at service points or service areas, at the camps, etc. Participants must show the ID card at any moment upon request.**

Any infringement found by an Organisation official, will imply a penalty of 300,- EUR. In case of damage of the ID card, the participant must refer to the Rally Administration.

## Rally signs

### Rally Control Signs

**Time control**



Color of control Area Entry - YELLOW  
Color of point - RED

**SS Start**



Color - RED

**Flying  
Finish line**



Color of control Area Entry - YELLOW  
Color of point - RED

**Stop Control**




Color - RED

**End of  
Control Area**



Color - BEIGE

**Control point  
with stamp**



Color of control Area Entry - YELLOW  
Color of point - RED

**Begin of  
Refuel Zone**



Color - BLUE

**End of  
Refuel Zone**




























Color - BLUE

**Control point  
no stop**



Color of control Area Entry - YELLOW  
Color of point - RED / BLUE / BLACK

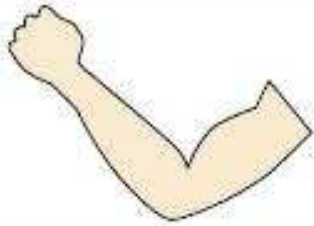




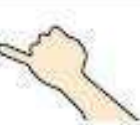
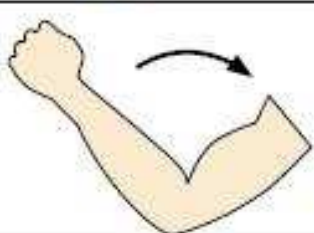
## Rally Control Zones

CONTROL TYPE	CONTROL ZONE		
	YELLOW SIGNS Control Area Entry	RED SIGNS Compulsary Stop	BEIGE SIGN End of Control Area
PASSAGE CONTROL	 ← 25 m min →	 ← 25 m →	
EXTREME PASSAGE CONTROL	 ← 25 m min →	 ← 25 m →	
TIME CONTROL	 ← 25 m min →	 ← 25 m →	
TC AT SERVICE PARK ENTRANCE	 ← 5 m →	 ← 5 m →	
TC AT SERVICE PARK EXIT	 ← 5 m →	 ← 5 m →	
TIME CONTROL AND SS START	 ← 25 m min →	 ← 50-200 m →	 START ← 25 m →
END OF SS	 ← 100 m → ADVANCE INDICATION	 ← 100-300 m → FLYING FINISH (NO STOP)	 ← 25 m → STOP CONTROL
<b>OTHER RALLY SIGNS</b>			
	<b>CONTROL ZONE</b>		
	<b>ENTRY ZONE</b>		<b>END OF ZONE</b>
REFUEL ZONE		Signs for all refuel operations (not on public fuel stations) Only refueling allowed in this zone	
SERVIZE ZONE		Signs for service operation outside the service park/bivouac	

## Manual start handling

In case of malfunction of the regular starting-system, manually start will be used. The starting procedure will be both by speech (in English) and by signs. The starter will stand to the right in front of the car.

Manual starting procedure:

TIME TO START	ORAL	SIGN
30 SEC	30	
15 SEC	15	
10 SEC	10	
5 SEC	5	
4 SEC	4	
3 SEC	3	
2 SEC	2	
1 SEC	1	
0	GO	















## Instructions for safety

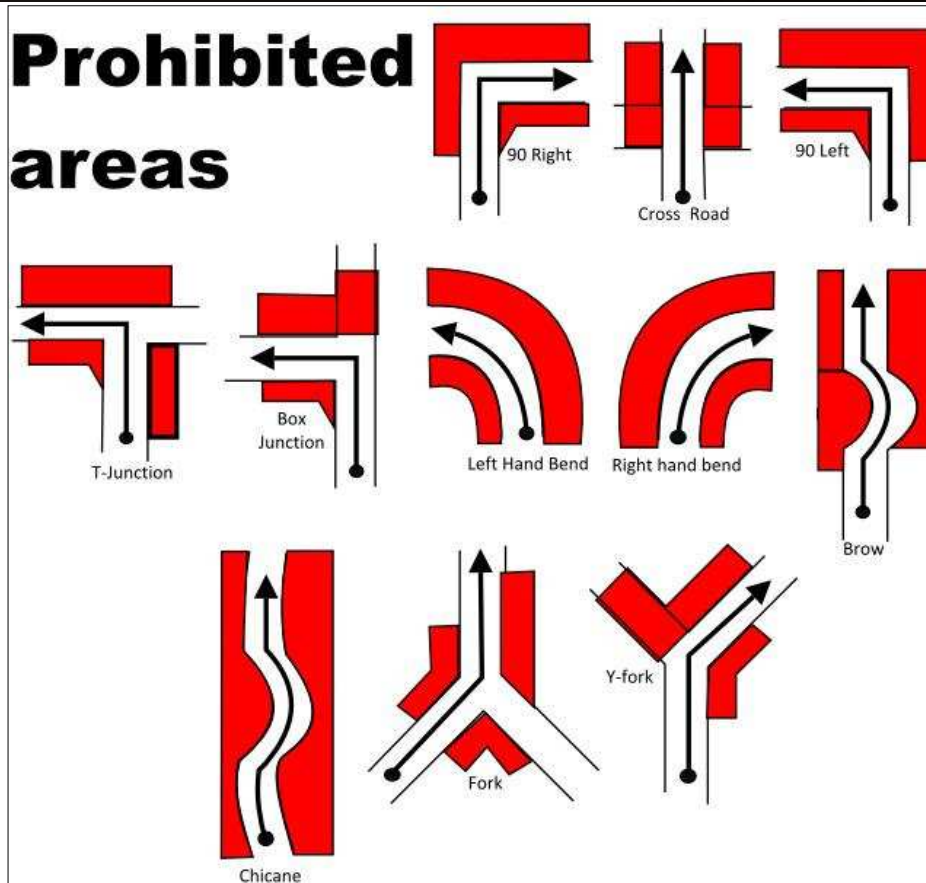
---



### MAIN SAFETY RULES:

**Attention:** The rally sport is attractive, but it could be dangerous! As a spectator of a rally competition, you must compulsory respect the main rules for security and for your personal safety! The red zones on the diagram are absolutely prohibited for spectators!

-  Always be on time on the preliminary selected points for spectators!
-  Never come closer to the dangerous zones!
-  Always stay behind the fences and the restriction bands set by the Organizer or stay behind something solid!
-  Never stay on places where it will be impossible to leave in a case of a dangerous situation!
-  Do not park your cars in a way to block the racing track of competitors!
-  Never stay on spots that are under level of the racing track!
-  Do not cross the racing track on any occasion!
-  Always think not only for your personal safety, but also for the safety of the competitors! Do not make their life more difficult!
-  If you are with children, do not leave them without control!
-  Do not leave your spot before the passage of the organizer's car which announces the end of the special stage!
-  Expect the unexpected!
-  Keep the nature clean!



## Useful Information

### GEOGRAPHY

Size: 312,679 km<sup>2</sup>

Capital: Warsaw

Borders: Germany to the west; the Czech Republic and Slovakia to the south; Ukraine, Belarus to the east; and the Baltic Sea and Kaliningrad Oblast (a Russian exclave) and Lithuania to the north

Time zone: CET (UTC+1)

Currency: Złoty (PLN)

Calling code: +48

Official language: Polish (English and German widely spoken)

### HIGHWAY TOLLS

Detailed information about the highways in Poland and the highway tolls can be found here:

<https://www.viatoll.pl/en/home>

## EMERGENCY PHONES

The general emergency number for mobile phones:



### From fixed phones:

**999:** Ambulance

**998:** Fire Brigade

**997:** Police

**981:** Road Assistance

**986:** Municipal Police

*Using mobile phones: remember to dial the local code before the number, for example: 22 - 997 to call the police in Warsaw. Emergency calls from phone boxes are free of charge. If you do not know the local code, dial the general emergency number for mobile phones: 112. The operator will request the appropriate emergency unit.*

## HOSPITALS AND EMERGENCY SERVICES

Drawskie Centrum Specjalistyczne  
Dyrektor lek.med. A. Bielicki  
ul. B. Chrobrego 4  
78-500 Drawsko Pomorskie  
Tel: +48 94 363 03 41

Szpital w Szczecinku Szczecinku  
Kościszki 38  
78-400 Szczecinek  
Phone number +48 94 372 67 11

Peozet  
28 Lutego 3  
78-400 Szczecinek  
Phone number +48 94 372 43 83

Pomorski Ośrodek Diagnostyki Medycznej  
Podimed  
Spółdzielcza 8  
78-400 Szczecinek  
Phone number +48 94 372 94 00

Szpital Wojewódzki w Poznaniu  
ul. Juraszów 7/19  
60-479 Poznań  
Tel: +48 61 8212-200  
szpital@lutycka.pl

**CITY CODES:**

International code of Poland: +48

City codes:

Drawsko Pomorskie: + 48 94 XXXXXX

Szczecinek: + 48 94 XXXXXX

Poznan: +48 61 XXX

**Currency exchange rates as per  
16.06.2021 according to NBP:**

1 EUR = 4.53 PLN




1 GBP = 5.26 PLN

1 USD = 3.74 PLN

*Appendix follows:*

---

**BATTERY STATUS**


-  - EXTERNAL POWER
-  - NO EXTERNAL POWER
-  - (BLINKING) INT. BATTERY EMPTY

**RADIO STATUS**

-  - RADIO OK
-  - SLEEP MODE, NO RADIO

**OVERTAKE FUNCTION**

**DANGER BEACON**



**EMERGENCY SOS BEACON**

- PRESS AND HOLD UNTIL ACTIVATED

**CONFIRM / QUIT BUTTON**



Vehicle A wants to overtake:  
press for 2 seconds the **BLUE BUTTON**  
to send a signal to the vehicle ahead  
(less than 200m).



Signal is received when lights are **SOLID YELLOW**.  
Signal is not received if light **BLINK YELLOW**.  
Cancel/repeat the function with **OK/QUIT** button.



**Vehicle B is being overtaken:  
Lights BLINK BLUE**




**CONFIRM OVERTAKING WITH BLUE BUTTON !  
(will allow overtaking at the first safe place)**

**DECLINE OVERTAKING WITH OK/QUIT BUTTON**




**Vehicle A receives confirmation for overtaking:  
Lights ARE SOLID GREEN, vehicle B will allow  
overtaking at the first safe place.**

**CONFIRM WITH **OK/QUIT BUTTON** (optional)**









If you breakdown in a danger place (after bling turn) or if drive against the route, activate **"DANGER BEACON FUNCTION"**.

You will be sending signal to the competitors maximum 200 meters around you to inform them. DEACTIVATE WITH **"OK/QUIT" BUTTON**




If you receive a signal from **"DANGER BEACON"**.  
Lights will **BLINK YELLOW. ALARM IS ON.**  
CONFIRM WITH **OK/QUIT BUTTON** AND REDUCE  
SPEED TO TAKE EXTRA CAUTION.




If you **REQUIRE MEDICAL ASSISTANCE,**  
**PRESS AND HOLD SOS BUTTON TO**  
**ACTIVATE FUNCTION.**

You will be sending signal to the competitors  
maximum 200 meters around you to inform them.  
Also signal is transmitted directly to Rally Control.  
**DEACTIVATE WITH "OK/QUIT" BUTTON**



If you receive a SOS signal from Lights will **BLINK RED. ALARM IS ON.**  
CONFIRM WITH **OK/QUIT BUTTON** AND BE READY TO ASSIST AN ACCIDENT SCENE.



**RALLY CONTROL** can send you an “REQUEST” to ask for your status.

**REPLY WITH THE 3 AVAILABLE OPTIONS:**

- **SOS** - activates **SOS FUNCTION**
- **DANGER** - activates **DANGER FUNCTION**
- **OK / QUIT**

Doing this **RALLY CONTROL** will know your current status and will act accordingly.



---

Date:	<b>28<sup>th</sup> May 2021</b>	Time:	<b>13:00</b>
Subject	<b>Bulletin No:1</b>	Document No:	<b>1.1</b>

---

*From: The Clerk of the course*

*To: All competitors*

---

Number of pages:	<b>2</b>	Attachments:	<b>0</b>
------------------	----------	--------------	----------

---

### Amendments to the Technical Regulations

Following the last road book check for Rallye Breslau Poland 2021 and the available commercial fuel stations on the rally route in the road sections, the organization has decided to reduce the required fuel autonomy according to the information below.

#### **11. Fuel Autonomy**

**11.1. Enduro - 130 km. ATV - 90 km.**

**11.2. SSV, Cars & Trucks - 180km.**

**11.3.** Each competitor is responsible for the calculation of his autonomy. He cannot in any case make up against the Organization if his vehicle doesn't reach the coverage of the minimum distance of **130km (Enduro)** , **90km (ATV)** , **180km (SSV, Cars & Trucks)**, whichever is the nature of the terrain. For safety reasons, an additional autonomy of 10% is recommended.

**IMPORTANT:** The ENDURO and ATV riders must bring jerrycans, which will be transported by the organization to the remote refueling zones.

**WARNING:** ONLY standard **METAL JERRYCANS** (know as **military jerrycans**) will be accepted for transportation to the remote refuel zones. All other containers will be left. Same means for parts, tools, etc. Competitors cannot make any protest against the Organization in this case.



**IMPORTANT:** Following the latest itinerary:

- **ENDURO riders must have ready 1 metal jerrycan (1 remote refueling zone in a Leg)**
- **ATV riders must have ready 2 metal jerrycans ( 2 separate remote refueling zones in a Leg)**

Detailed information regarding the locations of the remote refueling zones for ENDURO and ATV will be provided at the Driver's briefing, the road book and Communications on the Digital Notice Board.

**IMPORTANT:** The organization will provide numbered stickers/labels that must be placed on both narrow sides of the metal jerry cans for identification according to the graphic.



## Amendments to the Sporting Regulations

### 52. Refuelling in Selective sections (Remote Refuelling zones)

#### 52.1 General

**52.1.4.** In cases where the official remote refuelling zone is in a Selective Section, the stopping time ~~will not be~~ **will be** deducted from the total Selective Section time of the competitor.

**52.1.5.** Any crew which does not follow these refuelling regulations will receive a 15-minute time penalty in addition to the ~~15 minutes~~ **10 minutes** of neutralization time

#### 52.2 Procedure

**52.2.1.** The following procedures will apply in the official remote refuelling zones in Selective Sections:

- the crew must be outside the vehicle during refueling;
- while at the refueling point, only actions directly involved in the refueling of the competing vehicle are permitted;
- after refueling, the vehicle must immediately be removed from the refueling point;
- after refueling, no intervention on the vehicle is allowed, ~~apart from that carried out by the crew itself with the on-board equipment;~~ **Parc fermé rules apply.**
- no team personnel are allowed in the RZ;
- the crew alone will be responsible for the refueling operation;
- the Organizer will provide the fuel, the pump and an adequate fire-fighting service;
- the Organizer will provide the environmental mats;
- The neutralization time will be ~~15 minutes~~ **10 minutes.**

**52.2.2.** The start of the following part of the Selective Section will be at a target start time, determined by adding to the arrival time for the previous part of the Selective Section the **10 minutes** for the Neutralisation Zone, i.e. the arrival time of the first part of the Selective Section + **10 minutes** = target start time of the next part of the Selective Section

## Amendments to the Technical Regulations - Appendix 3 Garmin GPS

### 3. Allowed Garmin GPS Models

~~3.1 Models with display diagonal no bigger than 9 inch~~ – Not Applicable for Rallye Breslau Poland 2021

Kind regards:



Alexander Kovatchev  
Clerk of the Course

Date: **10<sup>th</sup> June 2021** Time: **10:00**

Subject **CoC Communication No:1** Document No: **3.1**

From: *The Clerk of the course*

To: *All competitors*

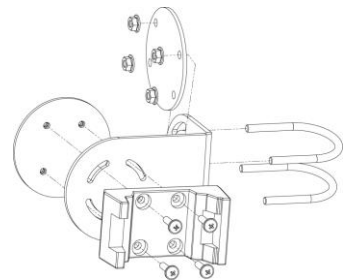
Number of pages: **1** Attachments: **0**

### 1. Garmin GPS.

- As per General Technical Regulation 2021 – Appendix 3, each crew must have a Garmin GPS device with track log function during the running of the Leg. **This device is required only as a BACK UP GPS SYSTEM according to RBI Sporting Regulations art. 10.5.**
- **Crews may use any other navigation electronic devices in addition to the required GARMIN GPS.**
- Following Bulletin 1, display diagonal if the navigation electronic devices is not limited.

### 2. Rental of Garmin GPS (optional)

- Crews who do not have a Garmin GPS device as per General Technical Regulation 2021 – Appendix 3 may rent from the organization Garmin Montana 700i. (<https://buy.garmin.com/en-US/US/p/699779>)
- **IMPORTANT: Rental is possible only for SSV, CARS and TRUCKS categories!**
- **YOU MAY ONLY PRE-ORDER A RENTAL** device by sending a email to [info@rallye-breslau.com](mailto:info@rallye-breslau.com) **NO LATER THAN 20 JUNE 2021.**
- **Rental fee for the event is 150 Euros including the rugged mounting system to the roll cage** (max tube roll-cage diameter ø50mm).
- **Deposit for the rented Garmin equipment is 800 € paid in cash at the administrative check** - Deposits are refunded when the equipment is brought back in working condition at the end of the rally. Any damage to the equipment must be paid according to the supplier's part list.
- Rental services include: Garmin Montana 700i GPS + Roll-Cage mounting bracket + Rugged mount with power cable. No Additional power supply is required. Power will be taken directly from the power terminal of the GPS tracking system.



### 3. Fuel

- **IMPORTANT: As per RBI Sporting Regulations 2021 art. 51.1.7 – Carrying fuel in the vehicle/on the vehicle is strictly forbidden. This applies to any liquid containers used for transportation of fuel (jerrycans, tubes, bottles, etc.)**
- **IMPORTANT: The Fuel autonomy and remote refueling zones as per Bulletin 1 have been organized in such a way, that additional tanks for ATV should not be required.**

Kind regards:

Alexander Kovatchev  
Clerk of the Course



---

Date:	<b>13<sup>th</sup> June 2021</b>	Time:	<b>11:00</b>
Subject	<b>CoC Communication No:2</b>	Document No:	<b>3.2</b>

---

*From: The Clerk of the course*

*To: All competitors*

---

Number of pages:	<b>2</b>	Attachments:	<b>1</b>
------------------	----------	--------------	----------

---

### **1. General information about Covid-19 requirements for entry in Poland.**

- Each participant has to check for him/herself the requirements to enter Poland from his country. RBI Sport issued and sent out Rally Certificates and Competition Cards to each person registered for the rally that confirm the participation in Rallye Breslau 2021 and the travel on occasion of the rally.
- As per latest information Poland already accepted the EU DIGITAL COVID certificates (green certificates): [https://ec.europa.eu/commission/presscorner/detail/en/ip\\_21\\_2721](https://ec.europa.eu/commission/presscorner/detail/en/ip_21_2721)
- Please check and download the certificate, especially if have already been vaccinated
- More information on the EU DIGITAL COVID certificate: [https://ec.europa.eu/info/live-work-travel-eu/coronavirus-response/safe-covid-19-vaccines-europeans/eu-digital-covid-certificate\\_en](https://ec.europa.eu/info/live-work-travel-eu/coronavirus-response/safe-covid-19-vaccines-europeans/eu-digital-covid-certificate_en)
- More information on the general requirements to enter Poland concerning Covid-19: <https://www.gov.pl/web/koronawirus/informacje-dla-podrozujacych>

### **2. Covid-19 Status Declaration for Rallye Breslau 2021.**

- Each participant/person has to fill in the attached declaration and present documents/certificates proving his current Covid-19 status: **1. Vaccinated, 2. Negative tested, 3. Already had Covid-19**
- **Read, print and fill out the declaration correctly. Present a personally signed carbon copy of the declaration to the Covid Medical Station at the Administrative Check. Bring with you a copy of the relevant documents: test results / certificates:**
- The Declaration for Covid-Status is also available to download from the DIGITAL NOTICE BOARD: [https://rallye-breslau.com/wp-content/uploads/2021/06/Communication\\_1-Information.pdf](https://rallye-breslau.com/wp-content/uploads/2021/06/Communication_1-Information.pdf)
- RBI Sport receives the right to re-test each person at any moment.

Kind regards:

Alexander Kovatchev  
Clerk of the Course



# DECLARATION - COVID-19 STATUS

Name:

Surname:

Country:

Phone:

**A**
 **NEGATIVE TEST**
 PCR

 Date: 
 Antigen Rapid Test

**B**
 **VACCINE**

 Name: 
 1<sup>st</sup> dose

 Date: 
 2<sup>nd</sup> dose

 Date: 
 Vaccination course completed

**C**
 **HAD COVID-19**
 Test for antibodies

 Date: 
 Positive PCR/Rapid Antigen Test

 Date: 
**IMPORTANT!**

**Attached I submit the relevant documents.  
(tests, certificates, etc.)**

I declare that I have submitted to the Organizer correct and truthful information concerning my current Covid-19 Status and I carry the responsibility for the provided data.

The Organizer receives the right to re-test me at any moment. I acknowledge that any refusal to do so will result in my permanent exclusion from any area of the event.

Date:

Signature:

---

Date:	<b>13<sup>th</sup> June 2021</b>	Time:	<b>19:00</b>
Subject	<b>CoC Communication No:3</b>	Document No:	<b>3.3</b>

---

*From: The Clerk of the course*

*To: All competitors*

---

Number of pages:	<b>2</b>	Attachments:	<b>0</b>
------------------	----------	--------------	----------

---

With the unprecedented high number of competitors, this year the organization will issue queue time slots for both Administrative Check and Technical Scrutineering. The RBI Sport team is working to optimize the process and the waiting times. Prepare copies of the required documents for the Administrative Check and the required equipment for the Technical Scrutineering. These new time slots are to organize the waiting at the queue. Please be patient and cooperative.

### 1. Registration Desk /Reception

- **As soon as your team arrived in the camp and is ready for the document check, you can proceed towards the Registration Desk, where your team will be given the first empty queue number / free slot. The numbers are based on “first comes, first served principle”.**
- **The Administrative check will be done according to these numbers.** Before entering the Administrative check queue, there will be control that will only allow in the teams with the active slots.
- Person in charge will regularly deliver information in the WhatsApp groups about the proceeding of the queue and which slot is currently active.
- **If you received a higher number /slot, you do not need to wait at the queue.** Arrange something else, have a chat or take photos and after a while, you can get back to the queue. RBI Sport team aims to organize the process also as pleasant as possible.
- **It's recommended to come together as a team. This will facilitate the process, because each person from the team has to sign documents and will receive identification.**
- If you miss your slot, or you have a late coming team member, you/the team member will need to get back in line and get another slot.

### 2. Administrative Check

- **It will start on Friday, 25<sup>th</sup> of June at 15:00 CET in Camp 1.** If possible, come on Friday as you will pass then earlier through all necessary the procedures.
- **Reminder: there is Camp control and everyone who is not registered in the database will have to pay 300 euro per person deposit in cash,** which will be credit after passing the full registration process at the Administrative Check.
- You already received the dossiers sent per e-mail. All documents marked as missing/not valid need to be presented at the Administrative Check. Please bring copies of the valid and correct documents and be ready to present the originals. **IMPORTANT: especially for the RALLY VEHICLES you have to bring copies of the GREEN INSURANCE CARD, not the local insurance.**
- The last day for Administrative Check is Sunday, 27<sup>th</sup> of June.

### 3. Technical Scrutineering

- **Scrutineering starts on Saturday, 26<sup>th</sup> of June and ends on Sunday, 27<sup>th</sup> of June. If you passed the Administrative Check on Friday, 25<sup>th</sup> of June, you can go for the Technical Scrutineering on the next day, Saturday.**
- **At the Administrative Check will be given TIME SLOTS for the Technical Scrutineering.** They will be given on the “first comes, first served” principle at the Administrative Check.
- 4 separate lines will be arranged at the Technical Scrutineering: Enduro, ATV/QUAD; Side-by-Side/SSV; CAR and TRUCK.
- **Make sure to come on time for your slot.**
- **All the required equipment as per the technical regulations** (for example: helmets, fire extinguishers, seat belt cutters, gloves, tow straps, etc.) **have to be prepared in advance before entering the Scrutineering zone – on the co-driver’s seat when applicable.**
- In order to follow the COVID PROTOCOL and large groups of people to be avoided at the Scrutineering –only 1 person shall come with the vehicle.
- **Please note the rally vehicle has to be compliant with the requirements in the Technical Regulations during the whole rally. Regular checks during the rally can be done at any time.**
- **Vehicles from the Discovery category shall not come to the Technical Scrutineering.** They need to do self-check according the checklist. Equipment and GPS tracker will be checked at the first start.
- **For better preparation and to save time during the Scrutineering read/download the Scrutineering check list for your racing class, prepare the mandatory equipment and the vehicle:**
  - Enduro/ATV: [LINK TO SCRUTINEERING FORM - ENDURO & ATV](#)
  - SSV: [LINK TO SCRUTINEERING FORM - SSV](#)
  - CAR OPEN (Cross Country & Extreme): [LINK TO SCRUTINEERING FORM - CARS](#)
  - CAR LIMITED (Cross Country): [LINK TO SCRUTINEERING FORM - CARS Cross Country LIMITED](#)
  - CAR LIMITED (Extreme): [LINK TO SCRUTINEERING FORM - CARS Extreme LIMITED](#)
  - TRUCKS (Cross Country & Extreme): [LINK TO SCRUTINEERING FORM - TRUCKS](#)
  - DISCOVERY all classes: [LINK TO SCRUTINEERING FORM - DISCOVERY](#)

### 4. Road book delivery

- **Vehicles and team members passed successfully Administrative and Technical check and have received Start Permission, will be given at the end of the Scrutineering zone the road book for Leg 1.**
- **Reminder: Having received the road book, the crews are NOT ALLOWED to do any form of RECONAISSANCE or TESTING.**
- **We are in an ACTIVE MILITARY ZONE. Driving outside the allowed times is STRICTLY FORBIDDEN.**

Kind regards:

Alexander Kovatchev  
Clerk of the Course

