

25 Years

RALLYE BRESLAU

RALLY GUIDE

01-05.07

SPONSORS



PARTNER OF



RESPECTED PARTNERS



Table of contents

<i>Welcome to the 25th edition of Rallye Breslau Poland</i>	2
<i>Contact details</i>	3
<i>Official logo of the event</i>	3
<i>Official language of the event</i>	3
<i>Organising Committee</i>	4
<i>Panel of Stewards</i>	4
<i>Officials of the Rally</i>	4
<i>Program & Critical Deadlines</i>	5
<i>Preliminary Itinerary</i>	6
<i>Distance overview</i>	7
<i>Camp map overview</i>	7
<i>Safety Instructions</i>	8
<i>Rally Control Centre</i>	9
<i>Categories and classes</i>	9
<i>Technical scrutineering</i>	10
<i>Timekeeping and live tracking</i>	10
<i>Rally Safety System – requirements and mounting</i>	11
<i>Rental of Rally Safety System</i>	12
<i>Coordinates format</i>	12
<i>Photo service and photo packages</i>	13
<i>Administrative check – required documents</i>	14
<i>Camps</i>	15
<i>Camp Facilities</i>	15
<i>Camp maps</i>	16
<i>Camp access</i>	18
<i>SMS Service and ACCESS PASS:</i>	18
<i>Attention: Road Works</i>	19
<i>Electricity</i>	20
<i>Warnings</i>	20
<i>Wildlife on the rally route</i>	20
<i>Catering</i>	21
<i>Car wash and fuel stations</i>	21
<i>Waste</i>	21
<i>Oil/Liquids</i>	21
<i>General environmental regulations</i>	22
<i>Refuelling</i>	22
<i>Advertising and identification. Sticker plan.</i>	23
<i>Identification</i>	24
<i>Rally signs</i>	25
<i>Manual start handling</i>	27
<i>Instructions for safety</i>	28
<i>Useful Information</i>	29

Welcome to the 25th edition of Rallye Breslau Poland



A quarter century of racing - the Rallye Breslau Poland celebrating the 25th edition!

Running since 1995 without any break, the rally is today the oldest off-road rally in Europe. And we are proud to say: In all over the years, thanks to our great competitors, fans and more than 100 orga-people behind the scenes, the Breslau could keep their special spirit - even whilst growing up from a small and crazy adventure-rally to a modern and professional organized event.

After 25 years, the Breslau is listed for the first time in the National sports calendar of the Polish Automobile and Motorcycle Federation PZM.

Following the principle "less is more", Rallye Breslau Poland 2019 will be a 5-day event! Come on a weekend, race all the week, leave on a weekend!

We will start at the beautiful lake-camp-side near Szczecinek and we will finish in the "rally-city" of Drawsko Pomorskie.

We tried to press all the experience of 25 years Breslau Rally in a compact and interesting, exciting and sophisticated form: It will be fast, slow, easy, difficult, straight, tricky, dark, lighten, dusty, windy, wet, dry, dirty, clean... all within 5 days!

Welcome to the 25th edition of Rallye Breslau Poland!

Alexander Kovatchev
Director of RBI

Contact details

PERMANENT SECRETARIAT:

Rallye Breslau International Association
75, Sankt Peterburg Blvd.
4006 Plovdiv
Bulgaria

Tel.: +359 32 277 993

Fax: +359 32 277 990

E-mail: info@rallye-breslau.com

Website: <http://www.rallye-breslau.com>

RALLY OFFICE:

It will be placed in the camps and will be clearly marked.

Opening and closing work hours will be published on the Official Notice Board.

OFFICIAL NOTICE BOARD:

In each camp – at Rally Office

ELECTRONIC NOTICE BOARD:

An electronic notice board will be set up at the official rally web site: <http://www.rallye-breslau.com>. It will be active from 28.06.2019, located at the main menu of the webpage.

MEDIA CONTACT DETAILS:

RBI Media Crew: info@rallye-breslau.com

Official logo of the event



Official language of the event

The official language of the event is English

According to the participants' origin we aim to ensure also communication in German, French, Polish, Dutch, and Bulgarian.

Organising Committee

Chairman:

Alexander Kovatchev –President of Rallye Breslau International Assn.

Members:

Wojciech Legutko
Konstantin Panayotov
Vilena Kovatcheva
Zbyszko Gaik
Andreas Pflug
Atanas Balabanov
Daniela Rousekova
Niels Hatzmann
Velina Karteva

Panel of Stewards

Chairman:

Andreas Pflug

Members:

Konstantin Panayotov
TBA

Officials of the Rally

Clerk of the Course	Alexander Kovatchev
Assistant Clerk of the Course	Wojciech Legutko
Chief Marshal	Bernd Habermeier
Deputy CoC – Safety & Recovery	Achim Lust
Deputy CoC – Organisation	Dimitar Lazarov
Deputy CoC – Media Press Officer	Niels Hatzmann
Route Manager	Konstantin Panayotov, Zbyszko Gaik
Secretary of the Event	Daniela Rousekova
Rally Control Manager	Kamil Jablonski
Chief Scrutineer	Jürgen Teichert
Competitor Relations Officer	Michal Ginter
Chief Timekeeper	Ivan Marinov
Chief Medical Officer	Dr. Artur Gawlowski
Service Park Manager	Denis Koch
Environmental Officer	Zbyszko Gaik

Program & Critical Deadlines

Opening date for entries: 12.12.2018

Closing date for online entries: 07.06.2019

Opening Camp 1: 28.06.2019 from 15:00 hrs.

Start of the administrative check: 29.06.2019 from 15:00 hrs.

Start of the technical scrutineering: 29.06.2019 from 16:00 hrs.

12.12.2018 Monday	
00:00	Start of Online Registration
07.06.2019 Friday	
23:59	Closing of Online Registration
28.06.2019 Friday	
from 15:00	Camp 1 – Opening
29.06.2019 Saturday	
12:00 – 14:30	Orga Registration
15:00 – 20:00	Administrative check
16:00 – 20:00	First Aid Training
16:00 – 20:00	Technical check
16:00 – 20:00	GPS Tracking system installation
21:00	ORGA Briefing
30.06.2019 Sunday	
08:00 - 15:00 <i>Lunch break 12:00 - 13:00</i>	Administrative check, First Aid Training, Technical check, GPS tracking installation.
21:00	Driver's briefing [MANDATORY]
22:00	Publication of Start list
01.07.2019 Monday	
08:00	Start of LEG 1
19:00	LEG 1 - Provisional classification
21:00	Driver's briefing [MANDATORY]
02.07.2019 Tuesday	
08:00	Start of LEG 2
19:00	LEG 2 - Provisional classification
21:00	Driver's briefing [MANDATORY]
03.07.2019 Wednesday	
08:00	Start of LEG 3
19:00	LEG 3 - Provisional classification
21:00	Driver's briefing [MANDATORY]

04.07.2019 Thursday	
10:00	Camp 2 - Opening
15:00	Start of LEG 4
23:00	Start of LEG 4 – NIGHT STAGE
05.07.2019 Friday	
07:00	LEG 4 - Provisional classification
11:00	Start of LEG 5
19:00	LEG 5 - Provisional classification
21:00	Price giving ceremony
06.07.2019 Saturday	
12:00	Camp 2 - Closing

* All information can be changed without notice. For information purpose only!

Preliminary Itinerary

5-DAY RALLY PROGRAM


1 GWDA WIELKA

DRAWSKO POMORSKIE 2

BRESLAU POLAND RALLYE
1-5 JULY 2019

1	Camp 1 Opening	28 June
	Administrative check	29-30 June
	Scrutineering	29-30 June
	Drivers Briefing	30 June
	Leg 1	1 July
	Leg 2	2 July
	Leg 3	3 July
2	Leg 4 + night stage	4 July
	Leg 5	5 July
	Award ceremony	5 July
	Camp 2 Closing	6 July

Distance overview



RALLYE BRESLAU POLAND 2019 DISTANCE OVERVIEW

	CROSS COUNTRY			EXTREME	
	ENDURO / ATV	SSV / CARS	TRUCKS	CARS	TRUCKS
SELECTIVE SECTIONS:	847 km.	913 km.	805 km.	812 km.	747 km.
LIAISONS:	294 km.	247 km.	268 km.	247 km.	276 km.
CONNECTIONS:	173 km.	209 km.	173 km.	209 km.	173 km.
TOTAL:	1314 km.	1369 km.	1246 km.	1268 km.	1196 km.

Camp map overview



CAMP MAP OVERVIEW



www.rallye-breslau.com

Camp 1 Opening	28 June
Administrative check	29-30 June
Scrutineering	29-30 June
Drivers Briefing	30 June
Leg 1	1 July
Leg 2	2 July
Leg 3	3 July
Leg 4	4 July
Leg 5	5 July
Award ceremony	5 July
Camp 2 Closing	6 July

Safety Instructions

HIGHLY IMPORTANT:

Offroad rallies in Poland are generally taking place on military polygons. These are strictly controlled military zones with special rules for usage and behaviour.



The military polygons CSWL Drawsko Pomorskie and Biedrusko are hospitable and highly respected partners with relations to Rallye Breslau lasting since more than 20 years. Rallye Breslau fully complies with the house order and the requirements of the military polygon and will **NOT tolerate** any infringement against the established rules.

WARNING:

1. Racing vehicles are NOT allowed to drive on the polygon except during the rally legs.
2. Press vehicles are NOT allowed to drive on the polygon except being a part of the official press convoy of the rally.
3. Service vehicles are NOT allowed to drive on the polygon except using the assigned routes to the spectators' points given by the Organiser and ONLY till the Special Stage is still open.
4. Fans and other members of the racing teams are fully obliged to follow the orders of the Organiser.

ANY INFRINGEMENT WILL BE PURSUED AND PENALISED!

Each person entering the polygon must have an identity document.

For safety reasons it is forbidden to move away from the designated spectators' points. For safety reasons it is forbidden to collect and lift objects that are on the ground. While at spectators' points fans must pay special attention to any objects on the ground, as they may pose a danger.

FOLLOW THE INSTRUCTIONS IN THE MILITARY POLYGON!

Rally Control Centre

Every team will receive stickers with the phones of Rally Control Centre. Please put the sticker on a place where you can always view the numbers in emergency situations during the rally.

RALLY CONTROL

+359 879 400 911

+359 879 800 911

Categories and classes



CROSS COUNTRY	EXTREME	DISCOVERY
ENDURO	CAR	ATV
ATV	Limited	SSV
SSV	Open	CAR
CAR	TRUCKS <7.5t	
Limited	TRUCKS >7.5t	
Open		
TRUCKS <7.5t		
TRUCKS >7.5t		

There is no ranking for category Discovery

For Cross Country and Extreme - Minimum 7 vehicles should be registered in one class in order to make a separate ranking.

THERE WILL BE NO TEAM RANKING OR OVERALL CLASSIFICATION BY GROUPS.

Technical scrutineering

The fact to present a vehicle at the technical check is considered as an implicit declaration of conformity.

Having stickered their vehicles according to the received sticker plan and after passing the first aid course the participants go to scrutineering.

At the scrutineering will be controlled the obligatory technical condition and the mandatory equipment.

The vehicle must be presented at the scrutineering in the same way as it would go to the prestart.

The participant receives the start permission after successfully passing technical scrutineering.

The mandatory equipment for the particular category, such as first aid kit, towing straps, winching and recovery accessories must be prepared in advance in order to speed up the process of scrutineering. If needed, the ORGA will mark the presented equipment. All the requirements can be founded on the website

Timekeeping and live tracking

Each rally vehicle will be fitted with a tracking device: "Rally Safety System". By means of sensors the device communicates with satellites, locates the vehicle and makes each second a record of the exact position, the time, the speed and the driving direction plus many other parameters.

Everybody who has access to internet – no matter through PC, tablet or cell phone can follow the rally LIVE. An extra button will appear on the website www.rallye-breslau.com before the rally starts.

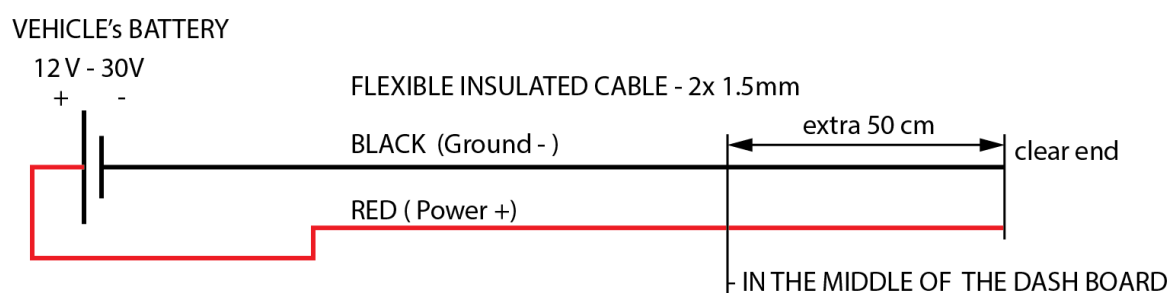
Through our unique feature called Rally Replay the event can be reviewed from many perspectives by competitors, fans, sponsors, authorities. Direct comparison between drivers can be done by just a mouse click. The entertainment and analysis last much longer.

It is mandatory that each rally vehicle has properly installed and working "RALLY SAFETY SYSTEM" on board.

Rally Safety System – requirements and mounting

POWER SUPPLY

1. The battery master cut-off (kill) switch **MUST NOT DISCONNECT** the power supply for the tracking system.
2. It is the responsibility of the competitors alone to provide, **DIRECT POWER SUPPLY** from the vehicle's battery according to the drawings
3. The power cables must be "flexible" (multi wire), insulated cables – 2 x 1.5mm² – RED and BLACK coloured.
4. The connection is recommended to have an **IN-LINE FUSE** - "BLADE TYPE" of 5A.
5. The wires must be prepared in advance and connected to the vehicle's battery when the vehicle is presented for scrutineering.
6. The cable must have minimum 50cm extra usable length from the middle of the dash board (See installation position).
7. The connection to the Rally Safety System will be done with simple connector terminals supplied by the organizer.



CONNECTORS:

The power supply cables (Power+ and Ground-) must be equipped with **FULLY INSULATED FEMALE Crimp Spade Terminal Connector** - 6.3 x 0.8mm.



MOUNTING:

The mounting of the system will be done by the organizer at the scrutineering.

The mounting of the alarm box and the tracker box will be according to the specifics of each vehicle using the following (supplied by the organizer):

- Cable / zip ties;
- 3M Velcro tape;
- Electrical connectors

You can find all the requirements on the website.

It is the responsibility of the competitors alone to provide enough space for the Alarm button and the Tracker box.

It is mandatory that each rally vehicle has properly installed and working "RALLY SAFETY SYSTEM" on board.

Rental of Rally Safety System

The system will be rented at the administrative check. The rental for the system is included in the entry fee.

At the administrative check has to be paid the deposit for the device: **150 euros** in cash. The deposit will be given back in the Rally Office after the rally finish or if the participant is out of race, as soon as he/she returns the devices undamaged.

Coordinates format

World Geodetic System: WGS84
Coordinates format: hddd.ddddd
North: True North

Photo service and photo packages

RBI Media Crew is a cooperation of the best off-road photographers, journalist and video makers - carefully selected and ready to face the action. You as a rally-participant, your team and your sponsors will profit with getting the best images, video feeds and stories for you and your followers. You race - the RBI Media Crew will cover you.

You can order your photo package during the administrative check.



€ 199.90

PHOTO PACKAGE

Up to 100 photos overall

High resolution, best selection

One special artwork production*

Personal use license

BONUS: Mobile wallpaper and layout
for Breslau calendar**



€ 249.90

PHOTO PACKAGE + ONE PIC DAILY SERVICE

Up to 100 photos overall

One photo per race-day, send via
email

High resolution, best selection

One special artwork production*

Personal use license

BONUS: Mobile wallpaper and layout
for Breslau calendar**

All photos (full packages) will be delivered via online-transfer (max. 21 working days after the event), daily services every day via email.

* On request selected by you from one of delivered photos

** With up to 3 possibilities for personalisation by you own

Administrative check – required documents

Every single person in the Camp (driver, co-driver, mechanic or assistance person, guest, press, ORGA member etc.) will have to come to the Administrative Check and sign the documents personally.

YOU HAVE TO PRESENT THESE DOCUMENTS IN ORIGINAL:

DRIVER, CO-DRIVER(s), RALLY VEHICLE

1. Passport or identity card (original)
2. Driving license (original)
3. Vehicle registration (original)
4. Insurance card (green card) in original

SERVICE PERSON AND VEHICLES

1. Passport or identity card (original)
2. Vehicle registration (original)

IF YOU DIDN'T UPLOAD THE DOCUMENTS INTO THE ONLINE DATABASE YOU HAVE TO BRING COPIES OF ALL OF THEM.

Documents and personal data are treated by Rallye Breslau Int. Assn. strictly confidential.

WHO IS CONSIDERED AS AN "ASSISTANCE PERSON OR A SERVICE PERSON"?

The assistance/service person at Rallye Breslau is every person, which accompanies the racing team - mechanic, wife, husband, friend, fan of the racing team etc. These persons receive the full package of services at the rally and access to all rally facilities.

IMPORTANT: Rest payments of the fees can be done at the Administrative Check only in cash.



NEW!!! PRIORITY LANE

In 2019 we will have a "Priority Lane" for the first time. This is open for all the teams, who upload their documents before the rally. If everything is perfect you will be able to use the "Priority Lane" during the administrative check in Poland.

Camps

CAMP 1

GWDA WIELKA

N53 45.019 E16 47.421
28.06.2019 – 02.07.2019

Camp 1 – Opening
28.06.2019 at 15:00 hrs

Move from Camp 1 to Camp 2:
Thursday, 04.07.2019

CAMP 2

DRAWSKO POMORSKIE

N53 30.907 E15 47.103
02.07.2019 – 06.07.2019

Camp 2 – Opening
04.07.2019 at 10:00 hrs

Camp 2 – Closing
06.07.2019 at 12:00 hrs

Award Ceremony, Drawsko Pomorskie:

Friday, 05.07.2019

Camp Facilities

The Organiser will provide the following services and **facilities** in the camps:

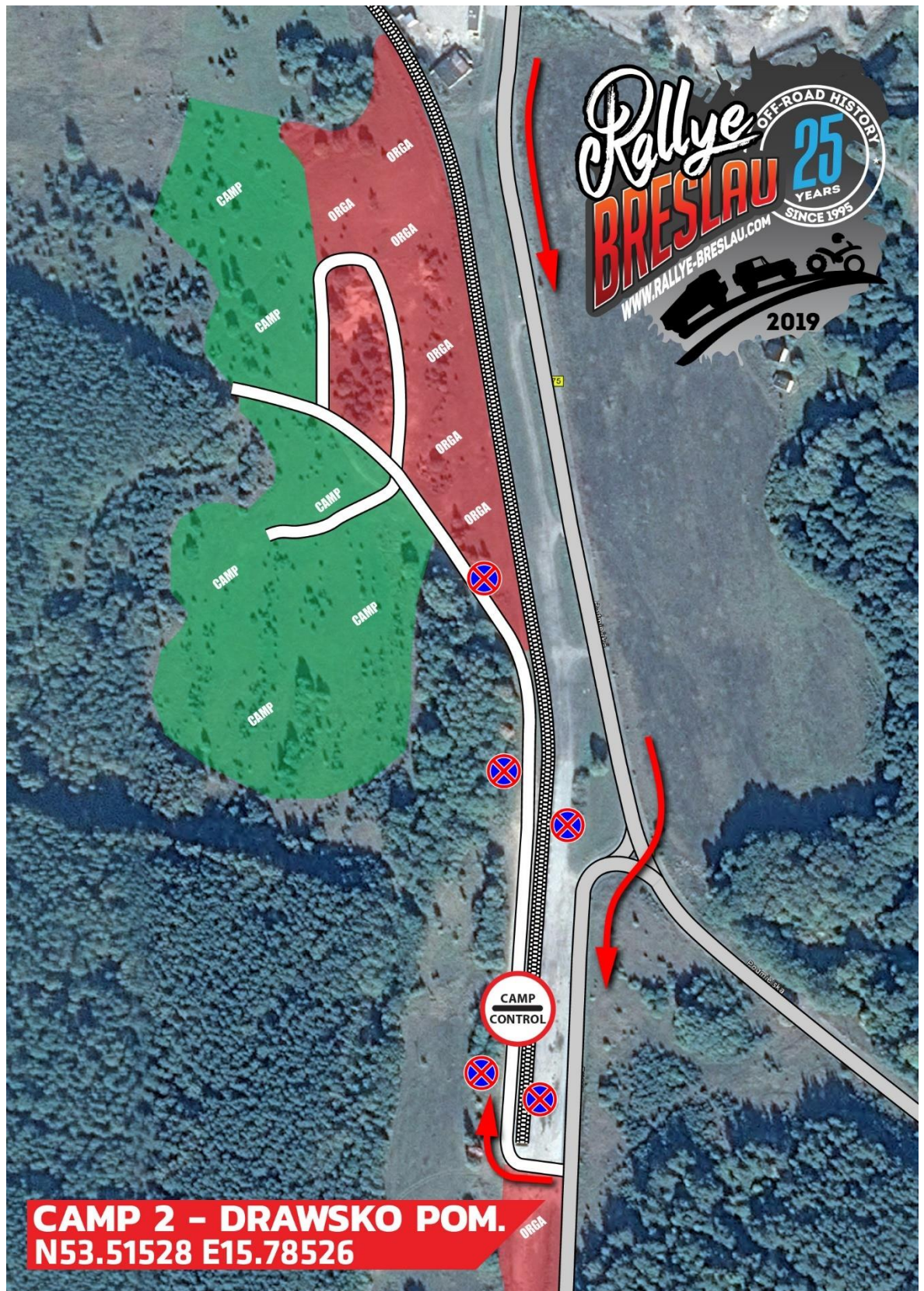
- Toilets
- Showers
- Water in limited quantities (not for drinking)
- Waste removal
- Catering

In each camp there will be the following **zones**:

- Area for crews and service
- Area for the ORGA
- Rally HQ
- Official Notice Board
- Medical zone
- Rally Control Centre
- Check out and GPS control
- FAN Shop
- Catering zone
- Press area

Camp maps





Camp access

The access into the first camps is with:
PERSONAL BARCODE AND/OR ACCESS PASS;

All persons who don't have an entry number will have to pay a 500 € p. person deposit which will be credited in full on the registration at the Administrative Check.

Each car will receive a sticker after passing the entry check. This sticker allows access to the first camp. After the administrative check each team will receive a set of stickers for the vehicles, which must be placed according to the stickering.



The access into the next camps is with ID card for the participants and Start numbers for the vehicles.

SMS Service and ACCESS PASS:

On the E-MAIL entered in the online database you will get the access pass for the first camp.

On the MOBILE NUMBER entered in the online database you will get a SMS during the rally.

Important to have the correct mobile number with the country code in the database!
During the rally you will also get SMS with important information, changes, etc.

Please ensure that this field is completed not only for the rally participants but also for service personnel!

IMPORTANT: Cash penalty for not registered persons caught by the control after closing the administrative check is 600,- EUR per person.

The racing vehicle which service or company personnel is caught without a registration and ID card receives 30 minutes penalty. If the person accompanies more vehicles, the fastest vehicle in the team will receive the penalty. In addition to the time penalty there will be a 600,- EUR cash penalty for the team concerned.

ALL PARTICIPANTS ARE OBLIGATED TO FOLLOW THE RULES IN THE CAMPS.

Attention: Road Works



Electricity

At the camps no electricity is available – self-sufficiency is required.

Warnings



Beware of ticks, mosquitoes and snakes!
Bring and use proper repellents during the rally.
Inspect yourself and your clothes closely for ticks.

Wildlife on the rally route



What should drivers do if they encounter wildlife on the road?

Slow down - collision avoidance and driver response time are improved at slower speeds. Anticipate unpredictable behaviour from all wildlife. Some animals travel together so where there is one animal, there may be more. Watch for mother/offspring pairs.

What should drivers do if a crash is inevitable?

Sometimes, there is no real choice except to strike the animal. If this is the case, look where you want to go, not at the animal. The vehicle tends to go where you look. Brake firmly and quickly, then look, and steer your vehicle to strike the animal at an angle. Let up on the brake just before you hit the animal. This causes the front end of your vehicle to rise and reduces the chances of the animal coming through your windshield.

What should drivers do if an animal is hit, or if there is a dead animal beside the road?

This depends on road and traffic conditions, and the condition of the driver. Pull off the road. Turn on hazard lights. Stay away from wounded animals, as they can be very dangerous. You are not required to put an injured animal out of its misery or move a dead animal. Inspect your vehicle to see if it safe to continue driving. Call the Rally control immediately and follow their instructions. Reporting the exact location of collisions helps wardens monitor injured animals and recover dead ones. Quick removal prevents other animals from being attracted to the highway.

What do drivers need to know about wildlife behaviour in order to anticipate hazards?

Animal behaviour is related to the "fight-or-flight response". There is a certain amount of space in which an animal feels safe; but once that boundary is violated, the animal's reaction is unpredictable. Even if an animal sees you, it may still jump in front of your vehicle. Some animals travel together, for example deer, bighorn sheep, and mother/offspring pairs. If one animal crosses the road, others may follow. If an animal has crossed the road, it may turn and cross again. Animals standing calmly at the side of the road may bolt unexpectedly.

Catering

The Entry includes catering services: Catering starts with a breakfast on Monday morning 01.07.2019 and ends with a dinner on Friday evening 05.07.2019 in the Bivouac.

The daily menu consists of a breakfast, take away lunch package (given at breakfast) and dinner.

Caution: The catering doesn't include drinks, except coffee and tea at breakfast.

Car wash and fuel stations

Washing cars in the Camps is prohibited. Local car wash is available near Camps. Local fuel stations are available near the Camps.

Waste

In the central areas of the Camps there are garbage containers. Garbage bags can be picked up within the working hours of the Rally HQ. Please leave the places clean!

All waste materials, packaging materials, exchanged vehicle parts; old tires, empty paint cans and oil, batteries, etc. must be taken and disposed by the participants themselves.

Oil/Liquids

At any time of the rally the service teams are responsible to have oil binders and containers for disposal of oil/brake fluid, etc. Used oil must be collected.

IMPORTANT: In the Camps will be designated zones for disposal of the oil/brake fluid etc.

General environmental regulations

The Organiser has been committed by the site owner to make every effort to protect the environment perfectly. The teams are asked to place a large plastic trap underneath their rally vehicle for the duration of the service work. The plans must be sufficiently thick, it may not be damaged and it needs to be media-resistant, i.e. resistant to oil, fuel, coolant and brake fluid, and battery acid.

Also, wild animals are living in the Polish forests. Be careful and protect them.

Refuelling

Refuelling is authorized at fuel commercial stations servicing the towns crossed by the rally route or along the national route and it must be paid in euro or local currency.

The petrol stations where competitors may refuel are indicated in the road book. When no petrol stations are available close to the Camps, fuel (petrol and diesel) for competitors and registered service vehicles only, will be available at the overnight Camps from the refuelling tank truck provided by the Organization. Refuelling among competitors is also authorized.

Carrying fuel in the vehicle is strictly forbidden.

It is foreseen by the Organizer for refuelling areas to be placed during long special stages. Therefore, the participants should bring metal jerry cans.



FUEL AUTONOMY:

- Enduro, ATV around 130 km.
- SSV, Cars & Trucks around 200 km.

Each competitor is responsible of the calculation of his autonomy. He cannot in any case make up against the Organization if his vehicle doesn't reach the coverage of the minimum distance of 130 km respectively 200 km, whichever is the nature of the terrain. For safety reasons, an additional autonomy of 10% is recommended.

For safety reasons, when refuelling at camps, crews must ensure to be placed far from inflammable material such as dry grass or dry tree branches, and to be at safety distance from other vehicles. The refuelling responsibility concerns also the crew, engines must be off and the people must remain outside the vehicle during refuelling.

Advertising and identification. Sticker plan.

Access to the rally (start and finish of the Legs, service points, camps, etc.) is exclusively reserved to all those wearing the identifying card of Rallye Breslau Int. Assn. (competitors, service, organisation members, media delegates, visitors, VIP) and to all vehicles officially registered (competitors, service, press, ORGA) supplied with the official stickers of the event.

ADVERTISING AND STICKER PLAN

The stickerage space reserved for the Organisers official advertising and start numbers are described in the official Sticker Plan that is under no exceptions compulsory for all the participants in the rally (crews, service and press).

COLLECTIVE ADVERTISING PLATES:

- Motorcycles and ATV - 2 plates measuring 12x8cm plus 2 plates measuring 12x12cm
- SSV – 2 plates measuring 30x28cm
- Cars – 2 plates measuring 42x40cm
- Trucks – 2 plates measuring 50x47cm

[FOLLOW THE LINK TO VIEW THE STICKER PLAN >>>](#)

The stickers will be distributed to competitors at the dedicated place and shall be affixed according to the defined in the sticker plan layout by the participants.

Participants are obliged to attach the start numbers and the stickers with the advertisements of the rally sponsors on their vehicles according to the given plan. The stickers must be visible for the duration of the rally.

This means that at least the areas of the vehicles with the official event stickers have to be cleaned every day, so that the stickers remain visible.

Noncompliance to the sticker plan will result in a scrutineering refusal. Any deliberate removal of the organisers/sponsors sticker will result in a possible disqualification or/and cash penalty equivalent to 20% of the entry fee (per person). The scrutineer or any rally official present has the final word in this matter.

At any time during the rally, the absence or faulty positioning of the stickers may incur, on certification, a cash penalty equivalent to 10% of the entry fees (per person). The absence or faulty positioning of the stickers same time may result in a cash penalty equivalent to 20% of the entry fee (per person).

Competitors are allowed to affix any kind of advertising to their vehicles, provided that:

- it is not likely to give offense;
- it does not encroach upon the spaces defined in the sticker plan;
- it does not interfere with the crew's vision through the windows;
- it does not express either a religious and/or political opinion.

No political, religious or abusive advertising is permitted. The advertising of tobacco (or related products), alcohol and/or pornography is forbidden on cars, competition/service equipment and on the team members' outfits.

Identification

Each participant at the events of Rallye Breslau International Assn. (competitors, service, organisation members, press delegates, VIP, visitors) will get an identifying card (ID card), included in the entry fee.

The ID card worn around the neck, mechanics and assistance personnel, visitors, VIP, are considered the only authorization to access the rally official location, service areas, press or visitor's points and the camps.

The ID card will be systematically checked by the Organisation at meals, at service points or service areas, at the camps, etc. Participants must show the ID card at any moment upon request.

Any infringement found by an Organisation official, will imply a penalty of 300,- EUR. In case of damage of the ID card, the participant must refer to the Rally Administration.

Rally signs

Rally Control Signs

Time control



Color of control Area Entry - YELLOW
Color of point - RED

SS Start



Color - RED

**Flying
Finish line**



Color of control Area Entry - YELLOW
Color of point - RED

Stop Control



Color - RED

**End of
Control Area**



Color - BEIGE

**Control point
with stamp**



Color of control Area Entry - YELLOW
Color of point - RED

**Begin of
Refuel Zone**



Color - BLUE

**End of
Refuel Zone**



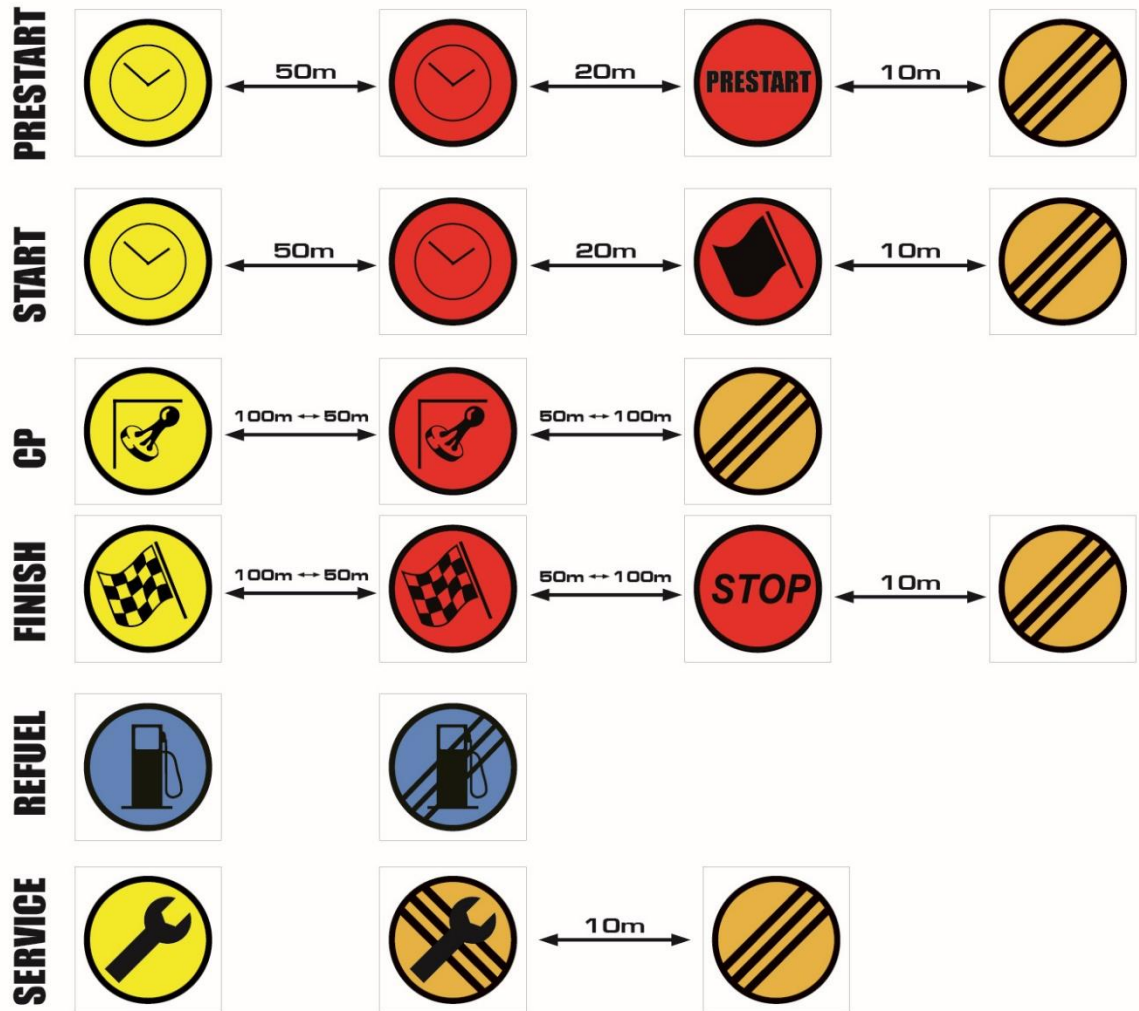
Color - BLUE

**Control point
no stop**



Color of control Area Entry - YELLOW
Color of point - RED / BLUE / BLACK

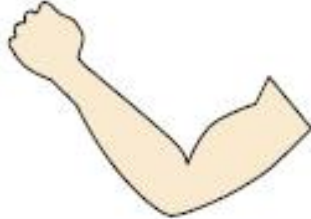





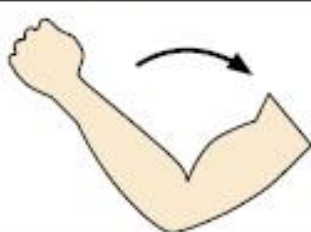
Rally Control Zones



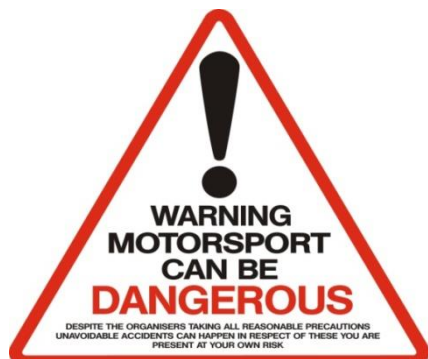
Manual start handling

In case of malfunction of the regular starting-system, manually start will be used. The starting procedure will be both by speech (in English) and by signs. The starter will stand to the right in front of the car.

Manual starting procedure:













TIME TO START	ORAL	SIGN
30 SEC	30	
15 SEC	15	
10 SEC	10	
5 SEC	5	
4 SEC	4	
3 SEC	3	
2 SEC	2	
1 SEC	1	
0	GO	

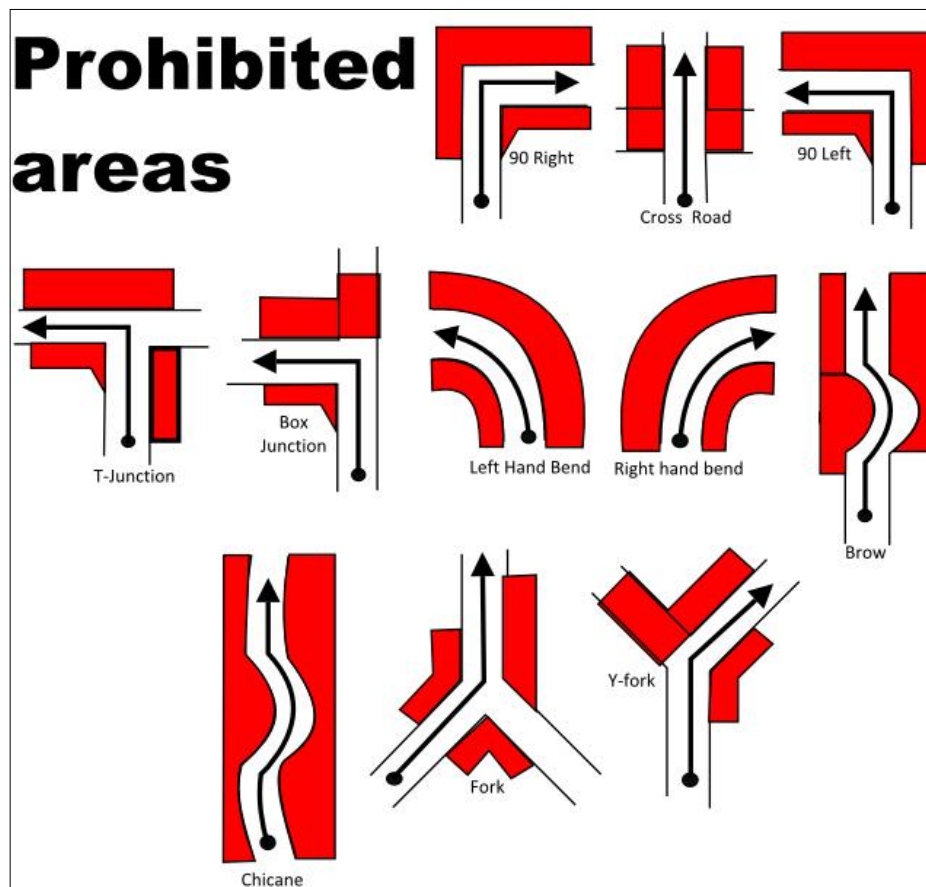
Instructions for safety



Attention: The rally sport is attractive, but it could be dangerous! As a spectator of a rally competition, you must compulsory respect the main rules for security and for your personal safety! The red zones on the diagram are absolutely prohibited for spectators!

MAIN SAFETY RULES:

-  Always be on time on the preliminary selected points for spectators!
-  Never come closer to the dangerous zones!
-  Always stay behind the fences and the restriction bands set by the Organizer or stay behind something solid!
-  Never stay on places where it will be impossible to leave in a case of a dangerous situation!
-  Do not park your cars in a way to block the racing track of competitors!
-  Never stay on spots that are under level of the racing track!
-  Do not cross the racing track on any occasion!
-  Always think not only for your personal safety, but also for the safety of the competitors! Do not make their life more difficult!
-  If you are with children, do not leave them without control!
-  Do not leave your spot before the passage of the organizer's car which announces the end of the special stage!
-  Expect the unexpected!
-  Keep the nature clean!



Useful Information

GEOGRAPHY

- Size: 312,679 km²
- Capital: Warsaw
- Borders: Germany to the west; the Czech Republic and Slovakia to the south; Ukraine, Belarus to the east; and the Baltic Sea and Kaliningrad Oblast (a Russian exclave) and Lithuania to the north
- Time zone: CET (UTC+1)
- Currency: Złoty (PLN)
- Calling code: +48
- Official language: Polish (English and German widely spoken)

HIGHWAY TOLLS

Detailed information about the highways in Poland and the highway tolls can be found here:

<http://www.highwaymaps.eu/poland>

<https://www.tolls.eu/poland>

SPEED LIMITS IN POLAND:



EMERGENCY PHONES

The general emergency number for mobile phones:



From fixed phones:

999: Ambulance

998: Fire Brigade

997: Police

981: Road Assistance

986: Municipal Police

Using mobile phones: remember to dial the local code before the number, for example: 22 - 997 to call the police in Warsaw. Emergency calls from phone boxes are free of charge. If you do not know the local code, dial the general emergency number for mobile phones: 112. The operator will request the appropriate emergency unit.

HOSPITALS AND EMERGENCY SERVICES

Drawskie Centrum Specjalistyczne
Dyrektor lek.med. A. Bielicki
ul. B. Chrobrego 4
78-500 Drawsko Pomorskie
Tel: +48 94 363 03 41

Szpital w Szczecinku Szczecinku
Kościuszki 38
78-400 Szczecinek
Phone number +48 94 372 67 11

Peozet
28 Lutego 3
78-400 Szczecinek
Phone number +48 94 372 43 83

Pomorski Ośrodek Diagnostyki Medycznej
Podimed
Spółdzielcza 8
78-400 Szczecinek
Phone number +48 94 372 94 00

Szpital Wojewódzki w Poznaniu
ul.Juraszów 7/19
60-479 Poznań
Tel: +48 61 8212-200
szpital@lutycka.pl

CITY CODES:

International code of Poland: +48
City codes:
Drawsko Pomorskie: + 48 94 XXXXXX
Szczecinek: + 48 94 XXXXXX
Poznan:+48 61 XXX

**Currency exchange rates as per
29.05.2019:**

1 EUR = 4,3007 PLN
1 GBP = 4,8744 PLN
1 USD = 3,8554 PLN

